



# SAMPATH & RAMESH

CHARTERED ACCOUNTANTS

(Regd. No. (FRN) 005947S)

## INDEPENDENT AUDITOR'S REPORT

To

The Managing Trustee

CENTRE FOR PEOPLE'S FORESTRY  
SECUNDERABAD.

### Report on the Financial Statements:

We have audited accompanying **Consolidated** financial statements of **CENTRE FOR PEOPLE'S FORESTRY ("the Trust")** H.No. 12-13-483/39, 1st Floor, Lane 6, Street No.14, Nagarjuna Nagar Colony, Tarnaka, Secunderabad -500017 Telangana, which comprise **Balance Sheet as at 31<sup>st</sup> March 2020**, and annexed Income & Expenditure Account and Receipts & Payments Account for the year ended, and a summary of significant accounting policies and other explanatory information.

### Management's Responsibility for the Financial Statements:

Management is responsible for the preparation of these financial statements in accordance with *the Trust Act* and accounting principles generally accepted in India. This responsibility includes the design, implementation and maintenance of internal control relevant to the preparation and presentation of the financial statements that give a true and fair view and are free from material misstatement, whether due to fraud or error.

### Auditor's Responsibility:

Our responsibility is to express an opinion on these financial statements based on our audit. We conducted our audit in accordance with the **Standards on Auditing issued by the Institute of Chartered Accountants of India**. Those Standards require that we comply with ethical requirements and plan and perform the audit to obtain reasonable assurance about whether the financial statements are free from material misstatement.

An audit involves performing procedures to obtain audit evidence about the amounts and disclosures in the financial statements. The procedures selected depend on the auditor's judgment, including the assessment of the risks of material misstatement of the financial statements, whether due to fraud or error. In making those risk assessments, the auditor considers internal control relevant to the Trust preparation and fair presentation of the financial statements in order to design audit procedures that are appropriate in the circumstances. An audit also includes evaluating the appropriateness of accounting policies used and the reasonableness of the accounting estimates made by management, as well as evaluating the overall presentation of the financial statements.



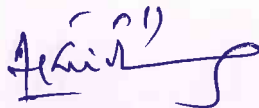
We believe that the audit evidence we have obtained is sufficient and appropriate to provide a basis for our audit opinion.

**Opinion:**

In our opinion and to the best of our information and according to the explanations given to us, the financial statements give the information required by *the Trust Act* in the manner so required and give a true and fair view in conformity with the accounting principles generally accepted in India:

- (a) in the case of the *Balance Sheet, of the state of affairs of the Trust as at 31<sup>st</sup> March 2020;*
- (b) in the case of the Income & Expenditure Account of the *excess of income over expenditure* for the year ended on that date.
- (c) In the case of Receipts & Payments Account, of the cash Flows for the period ended on that date.

**For SAMPATH & RAMESH**  
**Chartered Accountants**  
**(FRN 005947S)**



**(CA. KRISHNA REDDY.A)**  
**Partner M.No:204755**



**Place: Hyderabad.**

**Date: 26.10.2020**

**UDIN : 20204755AAABZ6225**

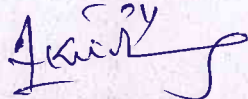
## **CENTRE FOR PEOPLE'S FORESTRY**

12-13-483/39, Lane 6, Street No.14, Nagarjuna Nagar Colony,  
Tarnaka, Secunderabad-17

### **SIGNIFICANT ACCOUNTING POLICIES FORMING PART OF OUR AUDIT REPORT OF EVEN DATE**

- a. The financial statements have been prepared in accordance with historical cost concept and generally accepted accounting standards.
- b. Fixed assets are reflected at cost less depreciation.
- c. The depreciation on fixed assets is charged at the rates prescribed under the Income-Tax Act.
- d. Income received/receivable and expenditure incurred or estimated with reasonable certainty are recognized as income and expenditure respectively.
- e. Foreign Exchange transactions in relation to receipt of donations / contributions accounted for at the exchange rates prevalent on the date of transaction, exchange differences related to amounts receivable arising on account of fluctuation in exchange rates are not separately recognized.
- f. Specific grants received and to the extent of income applied during the year transferred to income and expenditure account. Last year figures have regrouped into specific balances and general reserves.

For **SAMPATH & RAMESH**  
**Chartered Accountants**



**(CA. KRISHNA REDDY. A)**  
**Partner**  
**M.No: 204755.**

**Place: Hyderabad**  
**Date: 26.10.2020**

For **CENTRE FOR PEOPLE'S FORESTRY**



**(Dr. D. SURYAKUMAR)**  
**Director**



## **CENTRE FOR PEOPLE'S FORESTRY**

12-13-483/39, Lane 6, Street No.14, Nagarjuna Nagar Colony,  
Tarnaka, Secunderabad-17

### **NOTES ON ACCOUNTS**

- a. The Trust had Registered with Income Tax department as charitable institution under section 12 A of Income Tax Act vide No. Hqrs.-I/14/12A/DIT (E) 2003 conditions/required for exemption of income, consequently the income of the Trust is exempted from Tax.
- b. There are no contingent liabilities or claims due.
- c. Figures have been regrouped wherever necessary and rounded off to nearest rupee.


For **SAMPATH & RAMESH**  
**Chartered Accountants**



**(CA. KRISHNA REDDY. A)**  
**Partner**  
**M.No: 204755.**  
**Place: Hyderabad**  
**Date: 26.10.2020.**



For **CENTRE FOR PEOPLE'S FORESTRY**



**(Dr. D. SURYAKUMARI)**  
**Director**





**CENTRE FOR PEOPLE'S FORESTRY**

H.No.12-13-483/39, Street No.14, Tarnaka, Secunderabad - 500 017

**RECEIPTS & PAYMENTS ACCOUNT DURING THE PERIOD FROM 01.04.2019 to 31.03.2020**

RECEIPTS	Amount	PAYMENTS	Amount
	Rs.		Rs.
Opening Balance (Annexure-1)	13,329,484	Project payments (Annexure-5)	58,531,857
Grants received (Annexure-2)	59,762,050	Program advances & Deposits (Annexure-4)	3,598,148
Bank interest received (Annexure-3)	863,147	Closing balances Cash and Bank Balances (Annexure-6)	14,601,990
Program advances (Annexure-4)	2,777,314		
<b>Total</b>	<b>76,731,995</b>	<b>Total</b>	<b>76,731,995</b>

As per our report of even date attached  
for **SAMPATH & RAMESH**  
Chartered Accountants  
FRNo.005947S

for **CENTRE FOR PEOPLE'S FORESTRY**

(A.KRISHNA REDDY)

Partner

M.No: 204755

PLACE : HYDERABAD

DATE : 26.10.2020



(DR.D.SURYAKUMARI)  
Director

(DR.K.KAMESWARA RAO )  
Managing Trustee



**CENTRE FOR PEOPLE'S FORESTRY**

H.No.12-13-483/39, Street No.14, Tarnaka, Secunderabad - 500 017

**Opening Balances for the period 01.04.2019 to 31.03.2020**

Particulars	Amount Rs.
Cash in Hand	721
Cash at SBI Lalaguda Branch (BfdW) Utilisation account	554,461
Cash at SBI Lalaguda Branch	1,293,520
Cash at BoB Tarnaka Branch (Enhance)	489,085
Fixed Deposits with SBI, Lalaguda	1,775,783
Bank Balance in ISWI Project Bank, BOB Tarnaka (Ac.No.33260100001748)	7719.28
Bank Balance in AP Digital Project Bank, BOB Tarnaka(Ac.No.33260100008859)	1,051,512
Bank Balance in FREN- Axis Bank Habsiguda,(Ac.No.918010069928458)-TS	1,704,963
Digital Literacy Phase1	
Bank Balance in FREN- Axis Bank Habsiguda,(Ac.No.918010069928458)-Niti	373620
avod	
Bank Balance in FREN- Axis Bank Habsiguda,(Ac.No.918010069928458)-	336,355
Google Survey	
Bank Balance in FREN- Axis Bank Habsiguda,(Ac.No.918010069928458)-TS	
Digital Literacy Phase2 (10031)	970204
Bank Balance in FREN- Axis Bank Habsiguda,(Ac.No.918010069928458)-	1098196
Internet Trust safety & security	
Bank Balance in FREN- Axis Bank Habsiguda,(Ac.No.918010069928458)-AP	1,824,195
Digital -FREN	
Bank Balance in VDP-Axis Bank Habsiguda,(Ac.No.918010072988281)	287,219
Bank Balance in Staff benefits-Axis Bank Habsiguda,(Ac.No.918010075144273)	8351.45
Bank Balance in Staff benefits-BOB,(Ac.No.33260100007794)	157661.7
Bank Balance in Insurance Project Bank, BOB Tarnaka, (Ac.No.33260100007854)	10
Bank Balance in CPF Bank, BOB Tarnaka-(Ac.No.33260100006945)	66
Bank Balance in CPF Bank, BOB Tarnaka-(Ac.No.33260100007466)	12,946
Bank Balance in TDF, SBI, Utnoor(Ac.No.62184006352)	32,682
Bank Balance in IWMP-M, SBI, Narnoor,(Ac.No.62181882663)	17,955
Bank Balance in IWMP-P, SBI, Pathapatnam,(Ac.No.62337072653)	32,884
Bank Balance in CPF Bank, SBI Lalaguda (Ac.No.31509524960)	287,056
CPF, Corporation Bank balance, (Ac.No.520101015304848)	180,964
Bank Balance in IWMP-P Project, SBI, Pathapatnam,	11
Bank Balance in CPF Bank, BOB Tarnaka-(Ac.No.33260100007604)	21238.73
Bank Balance in CPF Bank, BOB Tarnaka-(Ac.No.33260100009251)	361.47
Fixed deposits with corporation bank,(Ac.No.520101015304848)	809,744
<b>Total</b>	<b>13,329,484</b>

*Ajoo**S*

**CENTRE FOR PEOPLE'S FORESTRY**

H.No.12-13-483/39, Street No.14, Tarnaka, Secunderabad - 500 017

**Grants and other receipts during the period 1.4.2019 to 31.03.2020**

Particulars	Amount Rs.
<b>Grant received towards:</b>	
Sustainable livelihoods and empowerment to Adivasi communities in Andhra Pradesh (BftW)	19,056,350
Promoting agro forestry among cotton cultivated farmers to restore the tank ecosystems in Telangana state, India (WWF)	3,566,628
Education Matters for Tribals! Improving Primary Education (Care and Share Italia Onlus)	318,042
Preparation of CFR Plans-Phase1(FES)	1,680,000
Sustainable livelihoods and empowerment to Adivasi communities in Andhra Pradesh and Telangana states (Bfdw 2015-18)	96,433
Individual donations to CPF	100,000
Sanitation Drive (SDTT)	955,000
Model projects for Adivasi Communities to maintain their culture and prepare for the future and networking 5 states of India( BftW)	4,689,375
IWMP- Mangrool	900,000
Informal Sector workers Inititatives (TEDT)	8,179,000
Village Development Program (SDTT)	1,715,000
Health Insurance Project (TEDT)	5,400,000
Niti Aayog Program- Phase2 (FRIEND)	500,000
IWMP-Pedasunnapuram	78,224
Internet trust safety and security (FRIEND)	120,246
Telangana Digital Phase-1 (10012- FRIEND)	2,702,919
Telangana Digital Phase-2 (10031- FRIEND)	1,767,074
Telangana Digital Phase-2 (10032- FRIEND)	3,714,144
Niti Aayog Program- (30022-FRIEND)	2,665,183
Redbus activity-FRIEND (30075- FRIEND)	341,960
Growtrees	137,500
TDF program for Tiryani from NABARD	798,200
TDS refund	74,770
Donations	30,500
General receipts	85,502
FPO balance grant from NABARD	90,000
<b>Total</b>	<b>59,762,050</b>

*Account*



*3*





**CENTRE FOR PEOPLE'S FORESTRY**

H.No.12-13-483/39, Street No.14, Tarnaka, Secunderabad - 500 017

**BANK INTEREST (RECEIPTS) DETAILS DURING THE PERIOD FROM  
01.04.2019 to 31.03.2020**

Particulars	Amount Rs.
On SB Account with SBI	130,499
On SB Account with SBI (BftW)	13,518
On SB Account with Axis Bank	3,222
On Fixed Deposits	112,631
On SB account with Enhance	17,587
On SB account with ISWI Project	67,500
On SB account with AP Digital Project	212,941
On SB account with VDP-3 Project-axis	15,110
On SB account with Insurance Project	31,560
On SB account with TDF Project	1,122
On SB account with IWMP-M Project	3,960
On SB account with IWMP-P Project	1,364
CPF General bank- corporation	12,151
CPF General bank- SBI	4,066
On SB account with Niti Ayog project phase2	2,960
On SB account with Google Survey	198
On SB account with TS Digital Phase 1 project	306
On SB account with TS Digital Phase 2 project (10031)	44,270
On SB account with TS Digital Phase 2 project (10032)	53,464
CPF Bank interest-7794 (staff benefits)	20,803
CPF Bank interest-4321 (staff benefits)	4,551
CPF Bank interest-6945	4
CPF Bank interest-7466	441
CPF Bank interest-9251	2,271
CPF Bank interest-Axis Local	1,803
Fixed deposit interest- corporation	60,270
CPF Bank interest-7604	4,494
Fixed deposit interest- Axis Local	40,081
<b>Total</b>	<b>863,147</b>

4/2020



S





**Details of Payments for the Period from 01.04.2019 to 31.03.2020**

Particulars	Amount Rs.
Sanitation Drive (SDTT)	962,768
Sustainable livelihoods and empowerment to Adivasi communities in Andhra Pradesh (BfdW)	13,581,200
Promoting agro forestry among cotton cultivated farmers to restore the tank ecosystems in Telangana state. India (WWF)	4,225,804
Donations	107,382
Education Matters for Tribals! Improving Primary Education (Care and Share Italia Onlus)	1,946,238
Preparation of CFR Plans-Phase1(FES)	2,261,739
Preparation of CFR Plans-Phase2(FES)	561,804
DPR Preparation and Bank charges	29,627
outstandings paid for the FC projects	53,715
Model projects for Adivasi Communities to maintain their culture and prepare for the future and networking 5 states of India( BftW)	3,896,628
ISWI	6,415,369
VDP Phase-III	2,041,020
Insurance 2	3,512,260
TDF	118
IWMP-P	71,768
Grow trees	118,095
Telangana Digital Phase-1 (10012)	3,857,342
Telangana Digital Phase-2 (10031)	2,675,330
Telangana Digital Phase-2 (10032)	3,764,476
Niti Aayog Program phase2	491,014
Niti Aayog Program	2,639,308
Redbus activity-30085	332,152
Refund to FRENED regard to Google survey	325,883
Bank charges-staff benefits	328
Bank charges for CPF accounts	30
Expenditure in Common books	145,364
Outstanding paid-ISWI	407,382
Outstanding paid-Niti Aayog -I	192,563
Outstanding paid- 10012	183,287
Outstanding paid- 10031	61,255
Outstanding paid- I & SS	424,084
Outstanding paid- FRENED 20014	1,284,049
Outstanding paid- VDP	6,520
Outstanding paid- Insurance	1,897,633
General Expenditure	19,666
Outstanding paid-Common	38,656
<b>Total</b>	<b>58,531,857</b>

*Handwritten signature*

*Handwritten mark*



**CENTRE FOR PEOPLE'S FORESTRY**

H.No.12-13-483/39, Street No.14, Tarnaka, Secunderabad - 500 017



**Annexure-4**

**Details of Advances for the period 01.04.2019 to 31.03.2020- Receipts and Payments**

Advances received during the period	Amount Rs.	Advances issued during the period	Amount Rs.
Education Matters for Tribals: Improving Primary Education (Care and Share Italia Onlus)	991,327	Rental Deposit	10,000
Preparation of CFR Plans-Phase1(FES)	141,174	Promoting agro forestry among cotton cultivated farmers to restore the tank ecosystems in Telangana state, India (WWF)	7,280
Sustainable livelihoods and empowerment to Adivasi communities in Andhra Pradesh (BftW)	8,993	Sanitation Drive (SDTT)	222,458
Promoting agro forestry among cotton cultivated farmers to restore the tank ecosystems in Telangana state, India (WWF)	170,276	Model projects for Adivasi Communities to maintain their culture and prepare for the future and networking 5 states of India( BftW)	10,669
ISWI	88,882	FES Phase1	8,635
VDP Phase 3	32,223	FES Phase2	431,328
Insurance Phase2 advances	32	BfdW advances	201,459
Staff benefits-advances	220,771	ISWI	186,542
FREND-AP Digital-20014	4,210	Internet Trust Safety & Security	874,041
Niti ayog program	40	FREND-AP Digital-20014	544,356
Telangana Digital Phase-1 (10012)	61,372	Niti ayog program	155,652
Telangana Digital Phase-2 (10031)	3,417	Telangana Digital Phase-2 (10031)	47,400
Internet Trust Safety & Security	79,683	Niti ayog program Phase2	4,500
Niti ayog program Phase2	6,902	Telangana Digital Phase-1 (10012)	353,297
Advances received from Common	847,581	Local SBI	156,457
Local project	120,431	Advances paid from Common	373,120
		Local project	10,954
<b>Total</b>	<b>2,777,314</b>	<b>Total</b>	<b>3,598,148</b>

*Account*



*S*





**Details of Closing Balances for the period 01.04.2019 to 31.03.2020**

Particulars	Amount Rs.
Cash in hand	23,191
Cash at SBI Lalaguda Branch-FC	5,413,581
Cash at SBI Lalaguda Branch (BfdW-EED)-Utilisation account	11,155
Cash in Axis bank-BfdW network project	180,581
Cash at BoB Tarnaka Branch (Enhance)	276,445
Fixed Deposits with SBI, Lalaguda	1,744,371
Bank Balance in ISWI Project Bank, BOB Tarnaka (Ac.No.33260100001748)	1,333,808
Bank Balance in AP Digital Project Bank, BOB Tarnaka(Ac.No.33260100008859)	1,264,453
Bank Balance in FREN- Axis Bank Habsiguda,(Ac.No.918010069928458)-TS Digital Literacy Phase1	75,634
Bank Balance in FREN- Axis Bank Habsiguda,(Ac.No.918010069928458)-Niti ayog	51,320
Bank Balance in FREN- Axis Bank Habsiguda,(Ac.No.918010069928458)-Niti ayog Phase2	14348
Bank Balance in FREN- Axis Bank Habsiguda,(Ac.No.918010069928458)-Redbus(30085)	9,808
Bank Balance in FREN- Axis Bank Habsiguda,(Ac.No.918010069928458)-TS Digital Literacy Phase2 (10031)	980
Bank Balance in FREN- Axis Bank Habsiguda,(Ac.No.918010069928458)-TS Digital Literacy Phase2 (10032)	3,132
Bank Balance in FREN- Axis Bank Habsiguda,(Ac.No.918010069928458)-Google Survey	10,670
Bank Balance in VDP-Axis Bank Habsiguda,(Ac.No.918010072988281)	2,012
Bank Balance in Staff benefits-Axis Bank Habsiguda,(Ac.No.918010075144273)	165050.59
Bank Balance in Staff benefits-BOB,(Ac.No.33260100007794)	246760.35
Bank Balance in Insurance Project Bank, BOB Tarnaka, (Ac.No.33260100007854)	21,709
Bank Balance in CPF Bank, BOB Tarnaka-(Ac.No.33260100006945)	70
Bank Balance in CPF Bank, BOB Tarnaka-(Ac.No.33260100007466)	13357
Bank Balance in TDF, SBI, Uttoor(Ac.No.62184006352)	831,886
Bank Balance in IWMP-M, SBI, Narnoor,(Ac.No.62181882663)	51,914
Bank Balance in IWMP-P, SBI, Pathapatnam,(Ac.No.62337072653)	31,213
Bank Balance in CPF Bank, SBI Lalaguda (Ac.No.31509524960)	80516
CPF, Corporation Bank balance, (Ac.No.520101015304848)	143,779
Bank Balance in IWMP-P Project, SBI, Pathapatnam,	11
Bank Balance in Axis Local	31706
Bank balance in Mandal level accounts	2703
Bank Balance in CPF Bank, BOB Tarnaka-(Ac.No.33260100007604)	294390
Bank Balance in CPF Bank, BOB Tarnaka-(Ac.No.33260100009251)	20983
Fixed deposts in Axis Bank- IWMP	903,595
Fixed deposts in Axis Bank-CPF	156139
Fixed deposits with corporation bank,(Ac.No.520101015304848)	1190719
<b>Total</b>	<b>14,601,990</b>



(S)







# CENTRE FOR PEOPLE'S FORESTRY

H.No.12-13-483/39, Street No.14, Tarnaka, Secunderabad - 500 017

## Statement of Income and Expenditure for the period 1.4.2019 to 31.03.2020

EXPENDITURE	S.N	Amount	Income	Amount
Sanitation Drive (SDTT)		9,62,768	Sanitation drive grant brought forwarded from previous year	9,55,000
Sustainable livelihoods and empowerment to Adivasi communities in Andhra Pradesh (BftW)	1	1,36,90,465	Bank interest from Sanitation drive Project	7,768
Promoting agro forestry among cotton cultivated farmers to restore the tank ecosystems in Telangana state, India (WWF)	2	42,47,472	Sustainable livelihoods and empowerment to Adivasi communities in Andhra Pradesh (BftW)	1,36,76,947
Preparation of CFR Plans-Phase2(FES)	3	7,11,722	Bank interest received for BftW Grant	13,518
Education Matters for Tribals! Improving Primary Education (Care and Share Italia Onlus)	4	19,65,018	Model projects for Adivasi Communities to maintain their culture and prepare for the future and networking 5 states of India( BftW)	40,02,148
Preparation of CFR Plans-Phase1(FES)	5	22,61,739	Bank interest received for BftW Axis account Grant from FES Phase1	3,222
Model projects for Adivasi Communities to maintain their culture and prepare for the future and networking 5 states of India( RftW)	6	40,05,370		16,80,000
Donation utilisation		1,07,382	Grant from WWF	35,66,628
			Education Matters for Tribals! Improving Primary Education (Care and Share Italia Onlus)	3,18,042
			Donations received	1,00,000
			Excess of Expenditure over Income- Preparation of CFR Plans-Phase2(FES)	7,11,722
			Carried forward from previous year-CS	16,46,976
			Carried forward from previous year-WWF	5,91,567
			Carried forward from previous year-FES I	5,81,739
			Excess of Expenditure over income- WWF project	89,277
IWMP-M		3,76,768	IWMP-M	3,76,768
TDF		6,527	TDF	6,527
ISWI	7	64,94,791	ISWI	64,27,291
VDP Phase-III	8	21,51,262	On SB account with ISWI Project	67,500
			VDP-Phase 3	17,15,000
			On SB account with VDP-3 Project-axis	15,110
			VDP Phase III (brought forward from previous year)	4,21,152
AP DIGITAL LIVELIHOODS-20085	9	17,43,034	Excess of expenditure over income AP DIGITAL LIVELIHOODS-20085	17,43,034
			AP Digital (brought forward from previous year)	
Insurance 2	10	35,35,516	Insurance 18-19-Phase II	35,35,516
IWMP-P		1,53,143	IWMP-P	79,594
			IWMP-P (brought forward from previous year)	73,549
Google survey		3,25,883	Google survey (brought forward from previous year)	3,25,685
			Bank interest received	198
Telangana Digital Phase-2 (10032)	11	38,10,343	Telangana Digital Phase-2 (10032)	37,67,608

*Alex*

*S*







EXPENDITURE	S.N	Amount	Income	Amount
			Excess of expenditure over income	42,735
Telangana Digital Phase-2 (10031)	12	27,36,448	Telangana Digital Phase-2 (10031)	18,15,344
			Telangana Digital Phase-2(10031) (brought forward from previous year)	9,21,104
			Excess of expenditure over income (10031)	
Telangana Digital Phase-1 (10012)	13	38,96,876	Telangana Digital Phase-1 (10012)	27,03,225
			Telangana Digital Phase-1(10012) (brought forward from previous year)	11,93,651
Niti Aayog Program Phase 2 (30085)	14	19,63,052	Niti Aayog Program Phase 2 (30085)	5,02,960
			Excess of expenditure over income (Niti ayog 30085)	14,60,092
Grow trees		1,18,095	Growtrees	1,18,095
Redbus(30085)	15	3,32,152	Redbus(30085)	3,32,152
Niti Aayog Program Phase 1	16	26,39,308	Niti Aayog Program	26,39,308
TDF-Tiryani		6,190	Grant received-TDF Tiryani	6,190
General expenditure and Bank charges		1,75,349	Bank interest and other income-CPF	5,47,756
Depreciation		2,02,186		
Excess of income over expenditure		1,62,839		
<b>Total</b>		<b>5,87,81,697</b>		<b>5,87,81,697</b>

As per our report of even date attached  
for **SAMPATH & RAMESH**  
Chartered Accountants  
FRNo.005947S

for **CENTRE FOR PEOPLE'S FORESTRY**

(A.KRISHNA REDDY)  
Partner

M.No: 204755

PLACE : HYDERABAD

DATE : 26.10.2020



(DR.D.SURYAKUMARI)  
Director

(DR.K. KAMESWARA RAO )  
Managing Trustee

**CENTRE FOR PEOPLE'S FORESTRY**  
STATEMENT OF FIXED ASSETS AS ON 31.03.2020



CPF											
S.No.	DESCRIPTION OF ASSETS	GROSS BLOCK				DEPRECIATION			NET BLOCK		
		As at 31-03-2019	Additions		Cost up to 31-03-2020	Dep.Rates	up to 31-03-2019	For the year	Total	As at 31-03-2020	As at 31-03-2019
			Before 6 Months	After 6 Months							
	<b>BfdW (IND-N-2019-0070)</b>										
1	Computers			86,000	86,000	60%		25,800	25,800	60,200	
	<b>Sub Total</b>	-	-	<b>86,000</b>	<b>86,000</b>		-	<b>25,800</b>	<b>25,800</b>	<b>60,200</b>	-
	<b>FES</b>										
	Office Equipment			35,700	35,700	10%		1,785	1,785	33,915	
	<b>Sub Total</b>	-	-	<b>35,700</b>	<b>35,700</b>		-	<b>1,785</b>	<b>1,785</b>	<b>33,915</b>	-
	<b>BfdW-2018-21</b>										
1	Computers	86,950			86,950	60%	92,250	52,170	144,420	34,780	86,950
2	Office Equipment	181,114	25,432		206,546	10%	15,131	20,655	35,786	185,891	181,114
3	Furniture & Fixtures	91,922			91,922	10%	4,838	9,192	14,030	82,730	91,922
	<b>Sub Total</b>	<b>359,986</b>	<b>25,432</b>	-	<b>385,418</b>		<b>112,219</b>	<b>82,017</b>	<b>194,236</b>	<b>303,401</b>	<b>359,986</b>
	<b>Careandshare Italia Onlus</b>										
1	Computers	27,185			27,185	60%	25,365	16,311	41,676	10,874	27,185
2	Office Equipment	24,691			24,691	10%	1,300	2,469	3,769	22,221	24,691
3	Furniture & Fixtures	-			-	10%	-	-	-	-	-
	<b>Sub Total</b>	<b>51,876</b>	-	-	<b>51,876</b>		<b>26,665</b>	<b>18,780</b>	<b>45,445</b>	<b>33,095</b>	<b>51,876</b>
	<b>WWF</b>										
1	Computers	13,120		34,000	52,120	60%	21,480	21,072	42,552	31,048	18,120
2	Office Equipment	-			-	10%	-	-	-	-	-
3	Furniture & Fixtures	-			-	10%	-	-	-	-	-
	<b>Sub Total</b>	<b>18,120</b>	-	<b>34,000</b>	<b>52,120</b>		<b>21,480</b>	<b>21,072</b>	<b>42,552</b>	<b>31,048</b>	<b>18,120</b>
	<b>BfdW-EED</b>										
1	Computers	14,284			14,284	60%	91,612	8,570	100,182	5,714	14,284
2	Office Equipment	80,219			80,219	10%	26,121	8,022	34,143	72,197	80,219
3	Vehicles	33,563			33,563	15%	15,568	5,035	20,602	28,529	33,563
	<b>Sub Total</b>	<b>128,067</b>	-	-	<b>128,067</b>		<b>133,300</b>	<b>21,627</b>	<b>154,927</b>	<b>106,440</b>	<b>128,067</b>
	<b>Ford Foundation</b>										
1	Computers	405			405	60%	284,327	243	284,569	162	405
2	Office Equipment	74,990			74,990	10%	109,819	7,499	117,318	67,491	74,990
3	Furniture & Fixtures	26,820			26,820	10%	19,433	2,682	22,115	24,138	26,820
4	Vehicles	234,142			234,142	15%	331,862	35,121	366,983	199,021	234,142
	<b>Sub Total</b>	<b>336,357</b>	-	-	<b>336,357</b>		<b>745,440</b>	<b>45,545</b>	<b>790,986</b>	<b>290,812</b>	<b>336,357</b>
	<b>Oxfam Novib-Core</b>										
1	Computers										





S.No.	DESCRIPTION OF ASSETS	GROSS BLOCK				DEPRECIATION			NET BLOCK		
		As at 31-03-2019	Before 6 Months	After 6 Months	Cost up to 31-03-2020	Dep.Ra tes	up to 31-03-2019	For the year	Total	As at 31-03-2020	As at 31-03-2019
2	Office Equipment	98,964			98,964	10%	263,921	9,896	273,818	89,067	98,964
3	Furniture & Fixtures	137,716			137,716	10%	310,436	13,772	324,207	123,944	137,716
4	Vehicles	12,146			12,146	15%	343,832	1,822	345,654	10,324	12,146
	<b>Sub Total</b>	<b>248,826</b>	-	-	<b>248,826</b>	<b>0</b>	<b>918,189</b>	<b>25,490</b>	<b>943,679</b>	<b>223,336</b>	<b>248,826</b>
	<b>Oxfam Novib-Orissa</b>										
1	Computers	24	-	-	24	60%	126,003	14	126,017	10	24
2	Office Equipment	36,117	-	-	36,117	10%	55,381	3,612	58,993	32,505	36,117
3	Furniture & Fixtures	20,160	-	-	20,160	10%	33,254	2,016	35,270	18,144	20,160
4	Vehicles	5,429	-	-	5,429	15%	21,298	814	22,113	4,615	5,429
	<b>Sub Total</b>	<b>61,730</b>	-	-	<b>61,730</b>		<b>235,937</b>	<b>6,456</b>	<b>242,394</b>	<b>55,273</b>	<b>61,730</b>
	<b>Oxfam-India</b>										
1	Office Equipment	5,270			5,270	10%	3,085	527	3,612	4,743	5,270
	<b>Sub Total</b>	<b>5,270</b>	-	-	<b>5,270</b>		<b>3,085</b>	<b>527</b>	<b>3,612</b>	<b>4,743</b>	<b>5,270</b>
	<b>CPF general fund</b>										
1	Office Equipment	7,892			7,892	10%	6,418	789	7,207	7,103	7,892
2	Two wheeler			78,132	78,132	15%	-	5,860	5,860	72,272	
	<b>Sub Total</b>	<b>7,892</b>	-	<b>78,132</b>	<b>86,024</b>	<b>0</b>	<b>6,418</b>	<b>6,649</b>	<b>13,067</b>	<b>79,375</b>	<b>7,892</b>
	<b>AEI-Project</b>										
1	Computers	0	-	-	0	60%	45,952	9	45,961	(9)	0
	<b>Sub Total</b>	<b>0</b>	-	-	<b>0</b>		<b>45,952</b>	<b>9</b>	<b>45,961</b>	<b>(9)</b>	<b>0</b>
	<b>EWI</b>										
1	Office Equipment	5,056			5,056	10%	4,111	506	4,616	4,550	5,056
	<b>Sub Total</b>	<b>5,056</b>	-	-	<b>5,056</b>		<b>4,111</b>	<b>506</b>	<b>4,616</b>	<b>4,550</b>	<b>5,056</b>
	<b>Sub Total</b>	<b>1,223,178</b>	<b>25,432</b>	<b>233,832</b>	<b>1,482,442</b>	<b>1</b>	<b>2,206,843</b>	<b>256,254</b>	<b>2,463,097</b>	<b>1,226,188</b>	<b>1,223,178</b>
	<b>VDP Phase 3(2018-19)</b>										
	Computers	183736	0		183,736	60%	57984	110242	168226	73,494	183,736
	<b>Sub Total</b>	<b>183736</b>	<b>0</b>	<b>0</b>	<b>183736</b>	<b>0.6</b>	<b>57984</b>	<b>110242</b>	<b>168226</b>	<b>73494</b>	<b>183736</b>
2	<b>AP Digital</b>										
	Computers	12920		0	12,920	60%	19380	7752	27132	5,168	12,920
	<b>Sub Total</b>	<b>12920</b>	<b>0</b>	<b>0</b>	<b>12920</b>		<b>19380</b>	<b>7752</b>	<b>27132</b>	<b>5168</b>	<b>12920</b>
3	<b>Health Insurance-2</b>										
	Computers	38760		0	38,760	60%	58140	23256	81396	15,504	38,760
	<b>Sub Total</b>	<b>38760</b>	<b>0</b>	<b>0</b>	<b>38760</b>		<b>58140</b>	<b>23256</b>	<b>81396</b>	<b>15504</b>	<b>38760</b>
4	<b>SDTT - Non - FC</b>										
1	Computers	3,286			3,286	60%	81932	1972	83904	1,314	3,286
2	Office Equipment	24,421			24,421	10%	6069	2442	8511	21,979	24,421
3	Two Wheeler	6,320			6,320	15%	34083	948	35031	5,372	6,320
	<b>Sub Total</b>	<b>34,027</b>	-	-	<b>34,027</b>		<b>122,084</b>	<b>5,362</b>	<b>127,446</b>	<b>28,665</b>	<b>34,027</b>



S.No.	DESCRIPTION OF ASSETS	GROSS BLOCK				DEPRECIATION			NET BLOCK		
		Additions		As at 31-03-2019	Cost up to 31-03-2020	Dep.Ra-tes	up to 31-03-2019	For the year	Total	As at 31-03-2020	As at 31-03-2019
		Before 6 Months	After 6 Months								
<b>IWMP-Non FC</b>											
1	Office Equipment		0	16981	16981	10%	12603	1698	14301	15,283	16981
2	Furniture & Fixtures		0	10759	10759	10%	8547	1076	9623	9,683	10759
3	Two Wheeler		0	16548	16548	15%	24205	2482	26687	14,066	16548
	<b>Sub Total</b>	-	-	<b>44,288</b>			<b>45,355</b>	<b>5,256</b>	<b>50,611</b>	<b>39,032</b>	<b>44,288</b>
<b>JTT-Project-Non-FC</b>											
1	Computers		0	32	32	60%	53990	19	54009	13	32
2	Office Equipment		0	21955	21955	10%	19105	2196	21301	19,759	21955
3	Furniture & Fixtures		0	5609	5609	10%	6415	561	6976	5,048	5609
4	Two Wheeler		0	33079	33079	15%	69658	4962	74620	28,117	33079
	<b>Sub Total</b>	0	0	<b>60675</b>			<b>149168</b>	<b>7738</b>	<b>156906</b>	<b>52937</b>	<b>60675</b>
<b>NABARD-TDF-NFC</b>											
1	Computers		0	250	250	60%	25093	150	25243	100	250
2	Office Equipment		0	9784	9784	10%	5169	978	6147	8806	9784
3	Two Wheeler		0	26477	26477	15%	38728	3972	42700	22505	26477
	<b>Sub Total</b>	-	-	<b>36,511</b>			<b>68,990</b>	<b>5,100</b>	<b>74,090</b>	<b>31,411</b>	<b>36,511</b>
<b>IWMP-Mangrool</b>											
1	Computers		0	31	31	60%	6346	19	6365	12	31
2	Office Equipment		0	3711	3711	10%	1738	371	2109	3,340	3711
3	Furniture & Fixtures		0	4221	4221	10%	1978	422	2400	3,799	4221
	<b>Sub Total</b>	-	-	<b>7,963</b>			<b>10,062</b>	<b>812</b>	<b>10,874</b>	<b>7,151</b>	<b>7,963</b>
<b>CPF</b>											
1	Office Equipment		0	3693	3693	10%	1731	369	2100	3324	3693
	<b>Sub Total</b>	0	0	<b>3693</b>			<b>1731</b>	<b>369</b>	<b>2100</b>	<b>3324</b>	<b>3693</b>
<b>IWMP-Pedasunnapuram</b>											
1	Computers		0	886	886	60%	53267	532	53799	354	886
	<b>Sub Total</b>	0	0	<b>886</b>			<b>53267</b>	<b>532</b>	<b>53799</b>	<b>354</b>	<b>886</b>
	<b>Total</b>	-	-	<b>423,459</b>		<b>1</b>	<b>586,161</b>	<b>166,419</b>	<b>752,580</b>	<b>257,040</b>	<b>423,459</b>
<b>Tata Trusts Projects</b>											
<b>Internet Saathi(Cinl)</b>											
	Computers		0	3825	3825	60%	5737	2295	8032	1,530	3825
	<b>Sub Total</b>	-	-	<b>3,825</b>			<b>5,737</b>	<b>2,295</b>	<b>8,032</b>	<b>1,530</b>	<b>3,825</b>
<b>Iceberg Project</b>											
	Computers		0	7626	7626	60%	11438	4576	16014	3,050	7626
	Office Equipment		0	33330	33330	10%	3703	3333	7036	29,997	33330
	<b>Sub Total</b>	-	-	<b>40,956</b>			<b>15,141</b>	<b>7,909</b>	<b>23,050</b>	<b>33,047</b>	<b>40,956</b>
<b>VDP Program</b>											
	Computers		0	3825	3825	60%	5737	2295	8032	1530	3825



S.No.	DESCRIPTION OF ASSETS	GROSS BLOCK				DEPRECIATION			NET BLOCK	
		As at 31-03-2019		Additions		Dep.Rates	For the year	Total	As at 31-03-2020	
		Before 6 Months	After 6 Months	Before 6 Months	Cost up to 31-03-2020				2020	2019
	Sub Total	3,825	-	-	3,825		2,295	8,032	1,530	3,825
	Insurance									
	Computers	19566			19,566	60%	11740	41090	7826	19,566
	Two Wheeler	176976			176976	15%	26546	57777	150430	176,976
	Sub Total	196,542	-	-	196,542		38,286	98,867	158,256	196,542
	AP Saathi									
	Computers	7,605			7,605	60%	4563	15970	3042	7,605
	Office Equipment	5,509			5,509	10%	551	680	4958	5,509
	Two Wheeler	43774			43,774	15%	6566	14291	37208	43,774
	Sub Total	56,888	-	-	56,888		11,680	30,941	45,208	56,888
	ISWI Project									
	Computers	111,574			111,574	60%	66,944	234,304	44,630	111,574
	Sub Total	111,574	-	-	111,574		66,944	234,304	44,630	111,574
	Total	413,610	-	-	413,610	-	129,409	403,226	284,201	413,610
	Total for Local assets	837,069			837,069	1	295,828	1,155,806	541,241	837,069
	Grand Total	2,060,247	25,432	233,832	2,319,511	1	552,082	3,618,903	1,767,429	2,060,247

As per our report of even date attached  
for SAMPATH & RAMESH  
Chartered Accountants  
FRNo.005947S



(A.KRISHNA REDDY)  
Partner  
M.No: 204755  
PLACE : HYDERABAD  
DATE : 26.10.2020

for CENTRE FOR PEOPLE'S FORESTRY

*Supra*

*b.p.c.m.b*

(DR.D.SURYAKUMARI) (DR. K.KAMESWARA RAO )  
Director Managing Trustee



**CENTRE FOR PEOPLE'S FORESTRY**  
H.No.12-13-483/39, Street No.14, Tarnaka, Secunderabad - 500 017  
**BALANCE SHEET AS ON 31.03.2020**

LIABILITIES	Amount Rs.	Amount Rs.	ASSETS	Amount Rs.
General Reserves			<b>Fixed assets</b>	1,767,429
General Reserves				
<b>BfdW-IND-2019-0070</b>				
Add: Income over Expenditure	687,227	687,227		
Capital reserve	60,200			
<b>BfdW-2018-21</b>	<b>737,911</b>			
Add: Income over Expenditure	5,379,403	6,117,314	Telephone Deposit	2,250
Capital reserve	280,512		Rental Deposit	91,400
<b>WWF</b>	<b>591,567</b>		TDS receivable	468,995
LESS: Excess of Expenditure over Income	(680,844)	(89,277)		
Capital reserve	31,048		Advances	3,931,550
<b>Careandshare Italia onlus</b>	<b>1,683,652</b>		Closing balances	14,601,990
LESS: Excess of Expenditure over Income	(1,646,976)	36,676		
Capital reserve	33,095			
<b>FES Phase 1</b>	<b>609,216</b>			
LESS: Excess of Expenditure over Income	(581,739)	27,477		
Capital reserve				
<b>FES Phase 2</b>				
Add: Income over Expenditure	(689,860)	(689,860)		
Capital reserve				
<b>CPF</b>	<b>2,626,464</b>			
Less: Excess of Expenditure over Income	273,886	2,900,350		
Capital reserve	692,257			
<b>SDTT</b>	<b>489,085</b>			
Add: Income over Expenditure	9,819	498,904		
<b>IWMP Khandow and Mangrool</b>	<b>(376,768)</b>			
Less: Excess of expenditure over income	903,960	527,192		
<b>TDF-NABARD</b>	<b>40,213</b>			
Add: Excess of income over expenditure	785,483	825,696		
Capital reserve				
<b>IWMP-Pedasunnapuram</b>	<b>104,762</b>			
Add: Excess of income over expenditure	(73,555)	31,207		
Capital reserve				
<b>CPF Local reserves</b>	<b>3,201,308</b>			
Add: Excess of Income over Expenditure	(325,639)	2,875,669		
Capital reserve				
<b>AP Digital 2.0.</b>	<b>1307019</b>			
Add: Excess of income over expenditure	212941	1,519,960		
<b>ISWI</b>	<b>-192943</b>			
Add: Excess of income over expenditure	1751708.71	1,558,766		
<b>Capital reserve</b>				
<b>Health Insurance Phase II</b>	<b>-1858831</b>			
Add: Excess of income over expenditure	1896044.05	37,213		
<b>VDP Phase 3</b>	<b>496658</b>			





LIABILITIES	Amount Rs.	Amount Rs.	ASSETS	Amount Rs.
Add: Excess of income over expenditure <b>Capital reserve</b> <b>TS Digital Literacy Phase 2 (10031)</b>	-421152 <b>73494</b> <b>912366</b>	75,506		
Less: Excess of Expenditure over income <b>TS Digital Literacy Phase 1 (10012)</b>	-921104 <b>1583048</b>	(8,738)		
Less: Excess of Expenditure over income <b>TS Digital Literacy Phase 1 (10032)</b>	-1193651	389,397		
Less: Excess of Expenditure over income <b>AP Digital Livelihood-FREND (20014)</b>	-42735 <b>544356</b>	(42,735)		
Add: Excess of income over expenditure <b>Grow trees .com</b>		544,356		
Add: Excess of income over expenditure <b>Niti aayog-FREND (30022)</b>	<b>181097</b>	0		
Add: Excess of income over expenditure <b>Niti aayog-FREND (30085)</b>	25875	206,972		
Less: Excess of Expenditure over income <b>Internet Trust Safety &amp; Security-FREND</b>	-1460092 <b>834293</b>	(1,460,092)		
Add: Excess of income over expenditure <b>Google Survey-FREND</b>	120246 <b>639193</b>	954,539		
Add: Excess of income over expenditure <b>AP Digital Livelihood-FREND (20053)</b>	-555975	83,218		
Less: Excess of Expenditure over income <b>RED BUS-FREND (30075)</b>	-1743034	(1,743,034)		
Add: Excess of income over expenditure <b>Donations</b>	9808	9,808		
Add: Excess of income over expenditure <b>Outstanding payments</b>		0 4989903		
		<b>20,863,614</b>		<b>20,863,614</b>

As per our report of even date attached

for **SAMPATH & RAMESH**  
Chartered Accountants  
FRNo.005947S

(A.KRISHNA REDDY)  
Partner  
M.No: 204755  
PLACE : HYDERABAD  
DATE : 26.10.2020



for **CENTRE FOR PEOPLE'S FORESTRY**

(DR.D.SURYAKUMARI)  
Director

(DR.K.KAMESWARA RAO )  
Managing Trustee



# CENTRE FOR PEOPLE'S FORESTRY

H.No.12-13-445, Street No.1, Tarnaka, Secunderabad - 500 017



## SCHEDULES FORMING PART OF BALANCE SHEET AS AT 31.03.2020

PARTICULARS	Schedule No	AS ON 31.3.2020	AS ON 31.3.2019
<b>Corpus Fund</b>	<b>1</b>	<b>4,000.00</b>	<b>4,000.00</b>
<b>Reserves &amp; Surplus</b>			
<b>Specific Reserve</b>	<b>2</b>	<b>12,049,665.56</b>	<b>46,171,714.00</b>
Add/less: During the Year (Surplus/Deficit)		1,720,045.03	(34,022,048.44)
(Excess of Income over Expenditure)		13,769,710.59	12,149,665.56
<b>Depreciation Reserve</b>		1,767,429.49	2,060,247.48
<b>Net General Reserve</b>		12,002,281.09	10,089,418.08
Interest transferred to Core fund		100,000.00	100,000.00
		<b>13,669,710.59</b>	<b>12,049,665.56</b>
<b>Core fund</b>	<b>3</b>	<b>2,100,000.00</b>	<b>2,000,000.00</b>
Interest added to Core fund		100,000.00	100,000.00
		2,200,000.00	2,100,000.00
<b>Fixed Assets:</b>			
Gross Block	<b>4</b>	<b>2,319,511.42</b>	<b>2,810,903.94</b>
Less: Depreciation		552,082.52	750,656.46
write off asset			-
Net Block		1,767,428.89	2,060,247.48
<b>Deposits and Advances</b>	<b>5</b>		
Telephone Deposit		2,250.00	2,250.00
Rental Deposit		91,400.00	81,400.00
Programme Advances -(Annexure-1)		3,931,550.00	3,251,965.39
Tax Deducted at Source (TDS)		468,995.00	506,075.00
		<b>4,494,195.00</b>	<b>3,841,690.39</b>
<b>Cash &amp; Bank Balances</b>	<b>6</b>		
Cash in Hand		23,191.00	721.00
Cash at Bank		10,583,974.96	10,743,236.17
Fixed deposits at FC		1,744,371.00	1,775,783.00
Fixed deposits at Corporation Bank-Local		2,250,453.00	809,744.00
		<b>14,601,989.96</b>	<b>13,329,484.17</b>
<b>Current Liabilities</b>	<b>7</b>		
Audit fee		100,000.00	100,000.00
Project payable		4,889,903.00	4,802,714.90
Staff benefits and other payments		-	175,041.90
		4,989,903.00	5,077,756.80
		<b>20,863,613.85</b>	<b>19,231,422.04</b>







**CONSOLIDATED BALANCE SHEET AS AT 31.03.2020**

PARTICULARS	Schedule No	AS ON 31.03.2020	AS ON 31.03.2019
<b>SOURCE OF FUNDS:</b>			
Corpus Fund	1	4,000	4,000
<b>Reserves &amp; Surplus</b>			
Specific Reserves	2	13,669,711	12,049,666
Core fund	3	2,200,000	2,100,000
		<b>15,873,711</b>	<b>14,153,666</b>
<b>APPLICATION OF FUNDS</b>			
<b>Fixed Assets:</b>	4		
Gross Block		2,319,511	2,810,904
Less: Depreciation		552,083	750,656
Write off			
Net Block		<b>1,767,429</b>	<b>2,060,248</b>
<b>Current Assets, Loans &amp; Advances</b>			
Deposits and Advances	5	4,494,195	3,841,690
Cash and Bank Balances	6	14,601,990	13,329,484
		<b>19,096,185</b>	<b>17,171,175</b>
<b>Less: Current Liabilities &amp; Provisions</b>			
Current Liabilities	7	4,989,903	5,077,757
Net Current Assets		<b>14,106,282</b>	<b>12,093,418</b>
		<b>15,873,711</b>	<b>14,153,666</b>

As per our report of even date attached  
for **SAMPATH & RAMESH**  
Chartered Accountants  
FRNo.005947S

for **CENTRE FOR PEOPLE'S FORESTRY**

(A.KRISHNA REDDY)  
Partner  
M.No: 204755  
PLACE : HYDERABAD  
DATE : 26.10.2020



(DR.D.SURYAKUMARI)  
Director

(DR.K.KAMESWARA RAO )  
Managing Trustee



**CENTRE FOR PEOPLE'S FORESTRY**

H.No.12-13-483/39, Street No.14, Tarnaka, Secunderabad - 500 017

**Annexure-1****Details of Advances for the period 01.04.2019 to 31.03.2020**

Advances	Amount Rs.
BfdW(2018-21)	418,212
Sanitation drive	222,458
Model village activity	10,669
C&S	6,015
WWF	17,280
FES Phase1	215,689
FES Phase 2	441,327
TS Digital Literacy Phase-2 (10031)	51,400
TS Digital Literacy Phase-1 (10012)	353,297
AP Digital Livelihoods (TT)	255,507
AP Digital Livelihoods-FREND(20014)	544,356
Internet Trust safety and security	956,755
Google Survey	72,843
ISWI	186,542
CPF Local	23,548
Niti Ayog program (30022)	155,652
<b>Total</b>	<b>3,931,550</b>



S





**Annexure-7**

**Details of Outstanding payments as on 31.03.2020**

Outstanding payments	Amount Rs.
BfdW 2018	193,758
Network	168,942
WWF	34,596
FES Phase1	257,054
FES Phase 2	187,402
TS Digital Literacy Phase-2 (10031)	61,118
TS Digital Literacy Phase-1 (10012)	39,534
TS Digital Literacy Phase-2 (10032)	45,867
Google Survey	295
ISWI	6,214
Digital Livelihoods(20085)	1,743,034
Niti ayog Phase2(30085)	1,474,440
TDF Tiryani	6,190
CPF Local	120,165
CPF Common	239,484
CPF Staff benefits	411,810
<b>Total</b>	<b>4,989,903</b>



MS





**CENTRE FOR PEOPLE'S FORESTRY**

H.No.12-13-483/39, Street No.14, Tarnaka, Secunderabad - 500 017

**SCHEDULES FORMING PART OF RECEIPTS AND PAYMENT ACCOUNT FOR THE YEAR ENDED 31-03-2020.**

**Sustainable livelihoods and empowerment to Adivasi communities in Andhra Pradesh and Telangana States (BfdW)-  
(Schedule- 01)**

Sl. No	Particulars	Amount	Amount
<b>A</b>	<b>Facilitation Cost to Partner NGOs registered under FCRA</b>		
<b>A.3</b>	<b>Grant Issue to CONARE</b>	<b>1478476</b>	<b>1478476</b>
<b>1</b>	<b>Programme activities</b>		
1.1	Food Crop Cultivation for Food Security		
1.1.1	TFSCs Promote Food Security in Agro Eco Appro	698891.00	
1.1.2	Promote Mutual Exchange of Agriculture Produc	3440.00	
1.1.3	Promotingconsumption of Balanced Nutritious	3095.00	
	Sub Total	705426.00	
<b>1.2</b>	<b>CFMS-Uncultivated Forest Food Plants</b>		
1.2.1	Research Study on CFRMCs in Select Locations	665036.00	
1.2.2	Strengthening CFRMCs on Uncultivated Food	75654.00	
1.2.36.	Review meeting with CFR team , field team	1140.00	
1.2.37.	Travel to CPF head office staff	15000.00	
1.2.3	Facilitating Submission of CFR Claims &Follow	110774.00	
	Sub Total	867604.00	
<b>1.3</b>	<b>Adivasi Households &amp; Habitations Eligible Schem</b>		
1.3.1	Strenthening Village Coordinator Groups	27810.00	
1.3.2	Facilitating Cost to Develop 16 Model Habitat	35710.00	
	Sub Total	63520.00	
<b>1.4</b>	<b>Capacity Building &amp; Reviews,PME&amp;MIS</b>		
1.4.1	Training & Exposure Visit for Programme Staff	66526.00	
1.4.2	Project Annual Plan Preparation Workshop in 5	7500.00	
1.4.3	Monthly Location Level Review Meeting at 5	46946.00	
1.4.4	Quarterly Review Meetings at CPF HO Level	375930.00	
1.4.5	Communication Material(Project Handouts,Pamp)	2250.00	
1.4.6	Project PME Systems&MIS	68454.00	
	Sub Total	567606.00	
<b>1.5</b>	<b>Travel Expenses 5%Hike Every Year</b>		
1.5.1	Travel to CPF HO Staff 5% Annual Hike	306672.00	
1.5.2	Travel to Project Coordinator 5% Annual Hike	54557.00	
1.5.3	Travel to 1techn'al Coordintaor at L.Level 5%	26242.00	
1.5.4	Travel to 4community FF with 5% Annual Hike	36500.00	
1.5.5	Travel to PO with 5% Annual Hike	111472.00	
1.5.6	Travel to Tec'nl Coordinator at L.Level 5%AH	69688.00	
1.5.7	Travel to 6community FF with 5% AH	82169.00	
	Sub Total	687300.00	<b>2891456.00</b>
<b>2</b>	<b>PERSONNEL COST</b>		
2.1.11	Salary to PO 5% AH 60% of Time of Project	879142.00	
2.1.6	Salary to PC(1 NGO CF at Ngk & 2 PC	477709.00	
2.1.12	Salary to 1 Tech'nl Coordinator 5% AH	910671.00	
2.1.13	Salary to Computer Operator 5% AH	318182.00	
2.1.7	Salary to 1 Tech'nl Coordinator 5% AH	208761.00	
2.1.8	Salary to Computer Operator 5%AH	165821.00	
	Sub Total	2960286.00	
<b>2.1</b>	<b>Personnel Cost-Program/CPF Ho 4 Persons</b>		
2.1.14	Honorarium to 6community FF 5% AH	638257.00	
2.1.1	50% Salary to CF(Director) with 5% AH	771448.00	
2.1.2	Salary to 1sr.Program Officer with 5% AH	922476.00	
2.1.3	75% Salary to 1sr Program Officer(AR&A) 5% AH	61409.00	
2.1.4	Salary to 1 Project Coordinator with 5% AH	521700.00	
2.1.9	Honorarium to 4 CFF's 5% AH	384893.00	
2.1.11	CFR-Travel to Project Team	6500.00	
	Sub Total	3306683.00	
<b>2.2</b>	<b>Personnel Cost -Administration</b>		
2.2.1	Salary to Finance/accounts Officer 5% AH	785894.00	
2.2.3	Salary to 1HR & Admin Officer 5% AH	414573.00	
2.2.4	Salary to 1Accounts Associate 5% AH	244425.00	
2.2.5	50% Salary to 1 Office Assistant 5% AH	127628.00	
2.2.6	50% Salary to 1 Office Helper 5% AH	95132.00	
2.2.2	50% Salary to 1 HR&Documentation Officer 5%	354691.00	
2.1.15	Salary with benefits to 1 Sr.Program officer	179623.00	
2.1.16	Salary to CFR PO and MIS	2655.00	



S





	Sub Total	2204621.00	8471590.00
<b>3</b>	<b>ADMINISTRATION COST</b>		
3.1	50% HO Overheads with 5% AH	328140.00	
3.2	Audit Fee (Partner Organisations)	30000.00	
3.3	Office Overheads with 5% AH	370433.00	
	Sub Total	728573.00	728573.00
<b>4</b>	<b>PROCUREMENT COST</b>		
4.1	Office Equipments (Cameras, Printers, LCD & GPS )	25432.00	
4.2	Bank Charges 6847	12921.66	
4.3	Bank Charges-77011	786.95	
	Sub Total	39140.61	39140.61
	<b>Grand Total</b>		<b>13609235.61</b>

WWF Phase - 1 ( Schedule -02)			
S.No	Particulars	Amount Rs.	Amount Rs.
<b>1</b>	<b>Program Cost</b>		
1.1	Baseline Survey	44775.00	
1.2	Demoplots	158450.00	
1.3	Training and Exposure Visit	107804.00	
1.4	Critical Input Supply to Farmers	519600.00	
1.5	Nursery Raising	94400.00	
1.6	IEC Material & Kalaiatha	182760.00	1107789.00
<b>2</b>	<b>Capital Cost</b>		
2.1	Computer, Printer and Scanner	53300.00	
2.2	Digital Camera	14300.00	67600.00
<b>3</b>	<b>Administration Cost</b>		
3.1	Program Officer Salary and Travel	157556.00	
3.2	Project Coordinator Salary and Travel	99530.00	
3.3	Computer Operator Cum Accountant	50888.00	
3.4	Field Organisers	186530.00	
3.5	Field Office Overheads	37960.00	
3.6	Senior Program Officer Time	23382.00	
3.7	Planning and Review	16438.00	572284.00
	<b>Management Cost Phase1</b>		
	Bank Charges	472.39	
	Management Cost(11%)	281642.00	282114.39
	<b>Grand Total</b>		<b>2029787.39</b>

WWF Phase - 2 ( Schedule -02)			
S.No	Particulars	Amount Rs.	Amount Rs.
<b>1</b>	<b>Program Cost Phase2</b>		
1.1	20 Demoplots and FFS(BCI) in 65 Villages	12000.00	
1.2	Training and Exposure Visit	77636.00	
1.3	Cluster Level LG Leaders Meeting for 3 Mandal	55842.00	
1.4	Teak Saplings Transportation Charges	58050.00	
1.5	Demonstration Plots on Bamboo and Fruit Based	199552.00	
1.6	1.6.IEC Material and Field Dairy Printing and Activ	28525.00	431605.00
<b>2</b>	<b>II.3. Projector</b>	34000.00	34000.00
<b>3</b>	<b>Administration Cost Phase2</b>		
III.1	Salary to 1 Program Officer	389470.28	
III.2	Salary to Agronomu Specialists	146468.00	
III.4	Data Analyzer	136947.00	
III.5	Field Organiser Salary	416807.00	
III.6	Field Office Overheads	104254.00	
III.7	Senior Project Management Team Time	90000.00	
III.8	Planning and Review	24634.00	
III.9	Travel to Prgram Officer	39315.00	
III...	Salary to Horticulture Coordinator	113349.00	
III.10	Travel to Agroecomy Specialist	11521.00	
III.11	Travel to Horticulture Coordinator	7815.00	
III.12	Travel to Field Organizers	72069.00	
III.13	Travel to Senior Programme Management Tem	19074.00	1571723.28
<b>4</b>	<b>Over Head Cost Phase 2</b>		
IV.1	Management Cost(11%)	192915.00	
	Bank Charges-Phase2	369.47	193284.47
	<b>Grand Total</b>		<b>2230612.75</b>

FES Phase - 2 (Schedule-03)			
Sl. No	Particulars	Amount	Amount
<b>1</b>	<b>Salaries</b>		
1.1	Salary to Project Coordinator	138167	



S





1.2	salary to benefits to 1 programme officer at adilabad	26516	
1.3	salary to benefits to 1 Project Database associate	46388	211071
2	<b>Travel</b>		
2.1	Travel to Cpf HO Staff 5% Annual Hike	141837	
2.2	CRP Travel Expenditure	8200	
2.3	Travel to 1 Program officer in Adilabad	9330	
2.4	Travel to 1. Project Coordinator for coordination of CFR Plans in respective 3 field location	17208	
2.5	Travel to Project Coordinator	15742	192317
3.1	<b>Overheads</b>		
3.2	Printers & Xerox	160354	
3.3	Field office overhead cost for Parvathipuram offices	54730	
		10105	
3.4	Part Field office overhead cost for Paderu and Utnoor offices	3428	
3.5	State Bank charges	248.04	228865.04
4	<b>Program Cost</b>		
4.1	Stationary and other materials to collection of data from each village	21442	
4.2	Data entry work for management plans	1500	
4.3	Review Meetings	12971	
4.4	Review meeting with NGOs (Food, travel and hall charge, others)	42300	
4.5	Training on CFR Claims process- 2 rounds each in 3 locations including GPS/CLM tool training	14596	
4.6	Training to 2 CRP's on Facilitation	2535	
4.7	Training to CRP's	21610	116954
	<b>Grand Total</b>		749207.04

Care and Share Italia Onlus ( Schedule -04)			
S.No	Particulars	Amount Rs.	Amount Rs.
1	<b>Program Cost</b>		
1.2.1.	Salary to Project Coordinator	43476.00	
1.2.2.	Senior Program Officers Time	45828.00	
1.1.11.	Play Material at Anganwadi	34191.00	
1.1.16.	Purchase of sports & games materials, bags, note books, plantation etc	95500.00	
1.1.19	Conducting sessions on cultural aspects	7920.00	
1.1.21.	Travel to Project Coordinator & senior staff	4264.00	
1.1.22.	Planning and Review meetings	990.00	
1.1.2.	Renovation of Class Room Gaddamputtu	600.00	
1.1.3.	antle the old construction of new room in Geddamputtu	970406.00	
1.1.7.	Honorarium to Education Volunteers to teach Eng	29584.00	1232759.00
3	<b>Miscellaneous Cost</b>		
3.1	Stationery and communications	12684.00	
3.2	Audit cost	20000.00	
	Bank Charges	38.40	32722.40
	Phase2 Expenditure	680756.62	
1	Audit Cost-Phase 2	5000.00	
2	Bank Charges-Phase2	31.62	
3	Honorarium to Teacher-Phase2	98236.00	
4	Project Launch Expenditure	11630.00	
5	Refurbishment of PAnasapalli School	534610.00	
6	Stationery and Other Expenses-Phase 2	7000.00	
7	Time of Project Coordinator and Senior team	21000.00	
8	Travel to Project Team-Phase2	3249.00	680756.62
	<b>Grand Total</b>		1946238.02

FES Phase - 1 (Schedule-05)



S





Sl. No.	Particulars	Amount	Amount
<b>1</b>	<b>Salaries</b>		
1.1	Salary to Cluster Coordinator	375557.00	
1.2	Salary to Project Coordinator	65322.00	
1.3	Salary with benefits to 1 Project database associate	17760.00	<b>458639.00</b>
<b>2</b>	<b>Travel</b>		
2.1	Travel to Cpf HO Staff 5% Annual Hike	248034.00	
2.2	CRP Travel Expenditure	16615.00	
2.3	Travel to Cluster Coordinator	47750.00	
2.4	Travel to Project Coordinator	20784.00	
2.5	Travel to Project Coordinator for CRP Activities	6805.00	<b>339988.00</b>
<b>3</b>	<b>Program Cost</b>		
3.1	Honorariums to CRPS to Collect Data & GPS	819900.55	
3.2	Stationary and other materials to collection of data from each village	42168.00	
3.3	Mobiles to Project Team	147700.00	
3.4	Review Meetings	79315.00	
3.5	Training to 2 CRP's on Facilitation	15776.00	
3.6	Training to CRP's	29040.00	<b>1133899.55</b>
<b>4</b>	<b>Administrative Costs</b>		
4.1	Overheads	303137.00	
4.2	3.2 Printers & Xerox	25653.00	
4.3	State Bank Charges	422.36	<b>329212.36</b>
	<b>Grand Total</b>		<b>2261738.91</b>

**BFDW - 2019-0218 (Schedule-06)**

S.No	Particulars	Amount Rs.	Amount Rs.
<b>1</b>	<b>National Network-Program</b>		
1.1.1	Workshops Once in 6 Months	556015.00	<b>556015.00</b>
<b>2</b>	<b>National Network-Personnel Cost</b>		
2.1.1	Director/PO Time	30000.00	
2.1.2	Salary to 1 Program Officer	180000.00	
2.2.1.1.	Salary to Accounts Officer	180000.00	
2.2.1.2.	Salary to Administrative Officer	150000.00	<b>540000.00</b>
<b>3</b>	<b>National Network-Administration Cost</b>		
3.1.1.	Admin and Overhead Cost	49803.00	
	Bank Charges-SBI	6577.28	<b>56380.28</b>
<b>1</b>	<b>AP Network Program</b>		
1.3.12	Network members review meeting once in 6 months	3070.00	
1.3.2.	Documentation of tribal culture, knowledge and values	11485.00	
1.3.3	Identifying existing material and Tribal Resources	84100.00	
1.3.4.	Organise field level meeting to share the material	780.00	<b>99435.00</b>
<b>2</b>	<b>AP Network Personnel Cost</b>		
2.3.1.	Part Remuneration to NGO	33000.00	
2.3.2	Honorarium to CRPs	6763.00	
2.3.3.	Part Remuneration to Accountant	12000.00	<b>51763.00</b>
<b>3</b>	<b>AP Network-Administration Cost</b>		
3.3.1.	Coordination Cost	15000.00	
3.3.2.	Network Coordination Cost	62646.00	<b>77646.00</b>
<b>4</b>	<b>Nation Network-Procurement</b>		
4.1	Laptop	86000.00	<b>86000.00</b>
	Axis Bank Charges 3069	177.00	<b>177.00</b>
<b>5</b>	<b>Grant to Parnters-National Network</b>		
5.1	Grant to ASTHA	389379.00	
5.2	Grant to Ektha	411665.00	
5.3	Grant to LEADS	322100.00	
5.4	Grant to Living Farms	517450.00	
5.5	Grant to Samvad	327538.00	<b>1968132.00</b>
<b>6</b>	<b>Grant to Partners-AP Network</b>		
6.1	Grant to Adivasimithra	156000.00	
6.2	Grant to ALERT	168000.00	
6.3	Grant to LAYA	172824.00	
6.4	Grant to VELUGU Association	133198.00	<b>630022.00</b>
	<b>Grand Total</b>		<b>4065570.28</b>

**ISWI ( Schedule -7)**

S.No	Particulars	Amount Rs.	Amount Rs.
------	-------------	------------	------------



S





<b>1</b>	<b>Personnel</b>		
<b>1.1</b>	<b>1.1 Program</b>		
1.1.1	Joint Director Part Salary	517239.00	
1.1.2	Program Officer (Skills Head)	403048.00	
1.1.3	Program Associate /Assistant(Block in Charge)	1152250.00	
1.1.4	Block Charge Incentive	38603.00	
1.1.5	Skill Mitras Salary	1290500.00	
1.1.6	Skill Mitras Incentive	585372.00	3987012.00
<b>1.2</b>	<b>Admin</b>		
1.2.1	Accounts and Admin	200015.00	200015.00
<b>3</b>	<b>Program Cost</b>		
<b>3.1</b>	<b>Mobilisation</b>		
3.1.1	Exposure,Orientation and Refresher Training	109653.00	
3.1.2	Capacity Building Sm-Inculdes Exposure Orient	35858.00	145511.00
<b>3.2</b>	<b>Oriented Skills Through Type-1SMEs</b>		
3.2.2	Loading and Boarding/Daily Wages	26900.00	26900.00
<b>3.3</b>	<b>Enterprise Oriented Skills Through Type-2 SMEs</b>		
3.3.1	Type-2SME-Recognition	3272.00	3272.00
<b>3.4</b>	<b>Partnership Led Job Oriented Skills Training</b>		
3.4.2	Cost of Tarining	54035.00	
3.4.3	Partnership Led Job Oriented Local Skill Trai	669600.00	723635.00
<b>3.5</b>	<b>Information &amp; Technology Support</b>		
3.5.1	Innovation Funds	27717.00	
3.5.2	Monthly Reveiw Meeting	72980.00	100697.00
<b>4</b>	<b>Overhead Cost</b>		
4.1	Tablet Running Cost+Communicaiaon for Sm	42700.00	
4.2	SH Travel Cost	49961.00	
4.3	BIC Travel Cost	98188.00	
4.4	SM Travel Cost	219935.00	
4.5	Head Office Team Travel Cost	93379.00	
4.6	Office Exp-Rent,Electricity,Etc at Headoffice	707575.00	
	Bank Charges	22803.10	1234541.10
	<b>Grand Total</b>	<b>6421583.10</b>	<b>6421583.1</b>

VDP ( Schedule - 8)			
S.No	Particulars	Amount Rs.	Amount Rs.
	<b>Refund to SDTT</b>	<b>426421</b>	<b>426421</b>
<b>1.1</b>	<b>Program Personnel</b>		
1.1.1	Program Officers	206368.00	
1.1.2	SWMPC Coordinator	72816.00	
1.1.3	Mandal Coordinators	962279.00	
1.1.4	Team of Senior Project Team	100000.00	1341463.00
<b>1.2</b>	<b>Admin Personnel</b>		
1.2.1	MIS Cum Documetation Officer	44085.00	44085.00
<b>3</b>	<b>Program Cost</b>		
3.1.1	Capacity Building to Staff	2550.00	
3.2.3	Travel Expenditure to Coordinators	118225.00	
3.2	Monthly Review Meeetings OfMCs at Vijayawada	7229.00	
3.3.2	Communication to Staff	17100.00	
3.3.3	Travel to Head Office Team	7000.00	
3.3	Travel to Sr CCs(PO Travel)	20471.00	172575.00
<b>4</b>	<b>Overhead Cost</b>		
4.1	Office & Admin Expenses	56406.00	56406.00
	<b>Grand Total</b>		<b>2040950</b>

FREND DIGITAL( Schedule -9)			
S.No	Particulars	Amount Rs.	Amount Rs.
<b>1</b>	<b>Personnel Cost</b>		
<b>A</b>	<b>Admin Personal</b>		
1.2.1	Honorarium for the MIS Lead	210119.00	
1.2.1	Honorarium for the project accountant	82500.00	292619
<b>B</b>	<b>Program Personal</b>		
1.1.1	Honorarium and travel to State Project Manager	414183.00	
1.1.2	Honorarium and Travel to District Coordinators	718003.00	
1.1.4	Part Honorarium of Block Coordinators-Niti ayog team	54000.00	
1.1.5	Cost of Senior Project Management & Travel	50000.00	1236186.00



20






<b>2</b>	<b>Program Cost</b>		
<b>3.2</b>	Need based trainings to saathis	24153.00	
<b>3.4</b>	Review Meetings for Project staff	77704.00	<b>101857.00</b>
<b>3</b>	<b>Overheads</b>		
<b>4.1</b>	Audit Cost	20000.00	
<b>4.2</b>	Overheads	92372.00	<b>112372.00</b>
	<b>Grand total</b>	<b>1743034.00</b>	<b>1743034</b>

Health Insurance ( Schedule - 10)			
S.No	Particulars	Amount Rs.	Amount Rs.
	<b>Refund to TEDT</b>	<b>747264</b>	<b>747264</b>
<b>A</b>	<b>Personal</b>		
<b>A.1.</b>	<b>Program</b>		
A.1.1	Salary to 1 Project Officer	94695.00	
A.1.2	Salary to Documentation Officer	80810.00	
A.1.3	Salary to Constituency Coordinator	192365.00	
A.1.4	Salary to Data Entry Opertaors/Patient Coordi	823258.00	
A.1.5	Honorarium to Insurance Facilitators	800853.00	
A.1.7	Dircetors Time (30 Days Per Annum)	90000.00	<b>2081981.00</b>
<b>A.2</b>	<b>Admin</b>		
A.2.1	Salary to Finance Officer	200922.00	
A.2.2	Salary to Accounts Person	245048.00	<b>445970.00</b>
<b>C</b>	<b>Program Cost</b>		
C.5	Project Team Monthly Review Meeting	-6822	
C.6	Review Meeting with Faciliattors at Mandal Leve	8142.00	
C.7	Review Meeting at Constituency Level	37478.00	<b>38798</b>
<b>D</b>	<b>Overhead Cost</b>		
D.1	Office Maintanance and Recurring Expenditure	13399.95	
D.2	Audit Fee	40000.00	
D.3	Communication Charges to Insur Facilitators	93200.00	
D.4	Travel to Insur Facilitators/patient Coordinato	17280.00	
D.5	Travel to Project Filed Team	22655.00	
D.6	Travel to Head Officeteam	11712.00	<b>198246.95</b>
	<b>Grand Total</b>	<b>3512259.95</b>	<b>3512259.95</b>

TS Digital literacy-10032 ( Schedule -11)			
S.No	Particulars	Amount Rs.	Amount Rs.
<b>1.1</b>	<b>Programme</b>		
1.1.1	Honororium for the internet saathi's	2022120	
1.1.2	Honororium for the state coordinator	87354	
1.1.3	Honororium for the District Coordinantor	301231	
1.1.4	Honororium for the Block Coordinator	833880	
1.1.5	Cost of senior project management team time	90000	<b>3334585</b>
<b>1.2</b>	<b>Admin</b>		
1.2.1	Honororium for the Project Accountant	75000	<b>75000</b>
<b>3</b>	<b>Programme cost</b>		
3.3	Bi- monthly meeting with saathis	106130	
3.4	cost of review sessions for implementation team	35860	
3.5.1	Travel to State coordinator	13650	
3.5.2	Travel to District Coordinator	22867	
3.5.3	Travel to Block Coordinator	87715	<b>266222</b>
<b>4</b>	<b>overhead cost</b>		
4.1	overhead	134536	<b>134536</b>
	<b>Grand total</b>	<b>3810343</b>	<b>3810343</b>

Telangana digital - 10031 ( Schedule -12)			
S.No	Particulars	Amount Rs.	Amount Rs.
<b>1.1</b>	<b>Programme</b>		
1.1.1	Honororium for the internet saathi's	999760	




1.1.3	Honorarium for the District Coordinator	142449	
1.1.4	Honorarium for the Block Coordinator	387831	
1.1.5	Cost of senior project management team time	30000	1560040
1.2	<b>Admin</b>		
1.2.1	Honorarium for the Project Accountant	30000	30000
3	<b>Programme cost</b>		
3.2	cost of Training including venue , food, and lodge	263174	
3.4	cost of review sessions for implementation team	25949	
3.5.1	Travel to State coordinator	21210	
3.5.2	Travel to District Coordinator	16287	
3.5.3	Travel to Block Coordinator	59729	386349
3.6	<b>Mobile Data cost for saathi's (part sim)</b>	700000	700000
4	<b>overhead cost</b>		
4.1	overhead	59855	
	Bank charges	204	60059
	<b>Grand total</b>	<b>2736448</b>	<b>2736448</b>

TS -Digital literacy (10012) ( Schedule -13)			
S.No	Particulars	Amount Rs.	Amount Rs.
1.1	<b>Programme</b>		
1.1.1	Honorarium for the internet saathi's	2547174	
1.1.2	Honorarium for the state coordinator	116514	
1.1.3	Honorarium for the District Coordinator	258077	
1.1.4	Honorarium for the Block Coordinator	541303	
1.1.5	Cost of senior project management team time	50000	3513068
3	<b>Programme cost</b>		
3.2	cost of Training including venue , food, and lodge	3440	
3.3	monthly meeting with saathis	99298	
3.4	cost of review sessions for implementation team	69982	172720
3.6	<b>Logistics</b>		
3.6.1	Travel to State coordinator	37684	
3.6.2	Travel to District Coordinator	22846	
3.6.3	Travel to Block Coordinator	76746	137276
4	<b>overhead cost</b>		
4.1	overhead	73812	73812
	<b>Grand total</b>	<b>3896876</b>	<b>3896876</b>

NITI AYOJ PHASE - 2 ( Schedule - 14)			
S.No	Particulars	Amount Rs.	Amount Rs.
1	<b>Niti Ayog-Program Cost</b>		
1.1.1.	District Coordinator (Including Travel and Cu	447939.00	
1.1.2	.Block Coordinators(Including Travel and Commu	563673.00	
1.1.3.	Village Volunteers(Including Travel)	600000.00	
3.1.	Data Plan Charges for Implmentation Team	39000.00	
3.2-	Niti Ayog-Voulanteer Training Cost	128887.00	1779499.00
2	<b>Personnel</b>		
2.1	Admin		
2.2	Accounts Executive	50000.00	50000.00
3	<b>Programme</b>		
3.1	Senoir Management Person(Part Time)	75000.00	75000.00
4	<b>Niti Ayog-Overhead Cost</b>		
4.1.	Implementation Cost	58553.00	58553.00
	<b>Grand total</b>	<b>1963052.00</b>	<b>1963052</b>

FREND - RED BUS - 30075( Schedule - 15)			
S.No	Particulars	Amount Rs.	Amount Rs.
1	<b>Programme</b>		
1.1	Honorarium and Travel to Internet Saathis	270000.00	
1.2	Honorarium and Travel to Block Coordinator	29270.00	
3.2.	Data Charges for Saathis	9000.00	



S





3.3	Training to Volunteers	13922.00	
4.1	Cost Towards Printing and Stationery	9960.00	332152.00
	<b>Grand Total</b>	<b>332152.00</b>	<b>332152</b>

NITI AYOG PHASE - 1 ( Schedule - 16)			
S.No	Particulars	Amount Rs.	Amount Rs.
<b>A</b>	<b>Niti Ayog-Personnel Cost</b>		
1.1.1	District Coordinator (Including Travel and Cu	627177.00	
1.1.2	Block Coordinators(Including Travel)	808590.00	
1.1.3	Village VolunTERS(Including Travel)	910500.00	
3.1	Data Plan Charges for Implmentation Team	15750.00	
3.2	Niti Ayog-Voulanteer Training Cost	133314.00	
3.3	Niti Ayog -Skilling of Implmentation Cost	15285.00	
3.3	Skilling of Implementation Team	2456.00	2513072
<b>B</b>	<b>Programme Cost</b>		
i	Monthly Meetings for Saathis	600.00	
ii	Monthly Meetings for Zonal Coordinators	11618.00	
iii	Skilling Costs for Saathis on Bench	840.00	13058.00
<b>C</b>	<b>Niti Ayog-Overhead Cost</b>		
i	4.Implementation Cost (5%)	113178.00	113178.00
	<b>Grand total</b>	<b>2639308.00</b>	<b>2639308</b>

