



SAMPATH & RAMESH

CHARTERED ACCOUNTANTS

(Regd. No. (FRN) 005947S)

INDEPENDENT AUDITOR'S REPORT

To

The Managing Trustee

CENTRE FOR PEOPLE'S FORESTRY
SECUNDERABAD.

Report on the Financial Statements:

We have audited accompanying **consolidated** financial statements of **CENTRE FOR PEOPLE'S FORESTRY ("the Trust")** H. No. 12-13-483/39, 1st Floor, Lane 6, Street No.14, Nagarjuna Nagar, Colony, Tarnaka, Secunderabad -500017 Telangana, which comprise Balance Sheet as at 31st March 2017 and annexed Income & Expenditure Account and Receipts & Payments Account for the year ended, and a summary of significant accounting policies and other explanatory information.


Management's Responsibility for the Financial Statements:

Management is responsible for the preparation of these financial statements in accordance with the Trust Act and accounting principles generally accepted in India. This responsibility includes the design, implementation and maintenance of internal control relevant to the preparation and presentation of the financial statements that give a true and fair view and are free from material misstatement, whether due to fraud or error.

Auditor's Responsibility:

Our responsibility is to express an opinion on these financial statements based on our audit. We conducted our audit in accordance with the **Standards on Auditing** issued by the **Institute of Chartered Accountants of India**. Those Standards require that we comply with ethical requirements and plan and perform the audit to obtain reasonable assurance about whether the financial statements are free from material misstatement.

An audit involves performing procedures to obtain audit evidence about the amounts and disclosures in the financial statements. The procedures selected depend on the auditor's judgment, including the assessment of the risks of material misstatement of the financial statements, whether due to fraud or error. In making those risk assessments, the auditor considers internal control relevant to the Trust preparation and fair presentation of the financial statements in order to design audit procedures that are appropriate in the circumstances. An audit also includes evaluating the appropriateness of accounting policies used and the reasonableness of the accounting estimates made by management, as well as evaluating the overall presentation of the financial statements.



We believe that the audit evidence we have obtained is sufficient and appropriate to provide a basis for our audit opinion.


Opinion:

In our opinion and to the best of our information and according to the explanations given to us, the financial statements give the information required by the Trust Act in the manner so required and give a true and fair view in conformity with the accounting principles generally accepted in India:

- (a) in the case of the Balance Sheet, of the state of affairs of the Trust as at 31st March 2017;
- (b) in the case of the Income & Expenditure Account of the excess of expenditure over income for the year ended on that date.
- (c) In the case of Receipts & Payments Account, of the cash Flows for the period ended on that date.

For SAMPATH & RAMESH
Chartered Accountants
(FRN 005947S)

(Signature)



(CA. KRISHNA REDDY.A)
Partner M. No: 204755

Place: Hyderabad.

Date: 22.08.2017

CENTRE FOR PEOPLE'S FORESTRY

12-13-483/39, Lane 6, Street No.14, Nagarjuna Nagar Colony,
Tarnaka, Secunderabad-17

SIGNIFICANT ACCOUNTING POLICIES FORMING PART OF OUR AUDIT REPORT OF EVEN DATE


- The financial statements have been prepared in accordance with historical cost concept and generally accepted accounting standards.
- Fixed assets are reflected at cost less depreciation.
- The depreciation on fixed assets is charged at the rates prescribed under the Income-Tax Act.
- Income received/receivable and expenditure incurred or estimated with reasonable certainty are recognized as income and expenditure respectively.
- Foreign Exchange transactions in relation to receipt of donations / contributions accounted for at the exchange rates prevalent on the date of transaction, exchange differences related to amounts receivable arising on account of fluctuation in exchange rates are not separately recognised.
- Specific grants received and to the extent of income applied during the year transferred to income and expenditure account. Last year figures have be regrouped into specific balances and general reserves.

NOTES ON ACCOUNTS

- The Trust had Registered with Income Tax department as charitable institution under section 12 A of Income Tax Act vide No. Hqrs.-I/14/12A/DIT (E) 2003 conditions/ required for exemption of income, consequently the income of the Trust is exempted from Tax.
- There are no contingent liabilities or claims due.
- Figures have been regrouped wherever necessary and rounded off to nearest rupee.

For **SAMPATH & RAMESH**
Chartered Accountants
(FRN 005947S)

(CA.KRISHNA REDDY.A)
Partner M. No 204755



For **CENTRE FOR PEOPLE'S FORESTRY**

(Dr. D.SURYAKUMARI)
Director



Place: Hyderabad
Date: 22.08.2017

PAN : **AAATC3855B**

RANGE : ADIT - Exemptions

ASSESSMENT YEAR : 2017-18

NAME AND ADDRESS OF THE ASSESSEE : **CENTRE FOR PEOPLE'S FORESTRY - CPF**
H.No. 12-483/39, Street No.14, Lane 6
Nagarjuna Nagar Colony,Tarnaka,
Secunderabad - 17.

STATUS : AOP (Regd.Trust)

RESIDENTIAL STATUS : R & OR

Previous year ending : 31.3.2017

COMPUTATION OF TOTAL INCOME

Particulars	Amount Rs.	Amount Rs.
Voluntary Contributions & Income received during the year		11,04,26,991
Net: Voluntary Contributions & Income received during the year		11,04,26,991
Less: 15% of income		1,65,64,049
Net Income to be applied for Charitable Objects		9,38,62,942
Income applied during the financial year for Charitable purposes exclusive of Depreciation	11,37,73,151	
Non-Recurring Expenditure - Capital Expenses	9,14,625	
Income applied		11,46,87,776
Taxable Income		NIL
TDS		72,239
Tax Refundable		72,239

for Centre for People's Forestry



Dr.D.Suryakumari
Director




CENTRE FOR PEOPLE'S FORESTRY

H.No.12-13-483/39, Street No.14, Tarnaka, Secunderabad - 500 017



CONSOLIDATED RECEIPTS & PAYMENTS ACCOUNT DURING THE PERIOD FROM 01.04.2016 to 31.03.2017.


RECEIPTS	31.03.2017 Amount Rs	31.03.2016 Amount Rs	PAYMENTS	31.03.2017 Amount Rs	31.03.2016 Amount Rs
Opening Balance			General Support Grant (Ford Foundation)		24,63,182
Cash in Hand		12,640	Strengthening of Community forest resource management rights under FRA(Oxfam India)	10,87,794	-
Cash at SBI Lalaquda Branch-FC	1,00,077	8,25,699	Strengthening VSSs (CWS)	5,02,200	5,59,400
Cash at Corporation Bank(Indian Funds)	3,15,796	1,69,403	Holistic Development of Chenchu community in NSTR with due reagrd to conservation(ITT)		7,48,481
Cash at State Bank of India (Indian Funds)	5,10,899	14,150	IWMP project activities(IWMP-K)		1,18,785
Cash at Bank of Baroda(JTT)	2,484	7,36,057	IWMP project activities(IWMP-M)	5,226	11,93,811
Cash at SBH(TDF-Admin)	-	1,64,691	Maa thota program(TDF-NABARD)	68,067	5,55,744
Cash at SBH(IWMP- Admin)	76,016	24,013	Audit fee paid		63,000
Fixed Deposits with SBI -FC	2,104	25,00,000	IWMP project activities(IWMP-P)	4,39,013	11,59,313
Cash in SBI(fdW-EED)-FC	10,00,000		Grant from ITDA-Malkangiri towards facilitation of FRA claims process in Malkangiri		36,914
Cash at SBH(IWMP- P.Sunnapuram)	67,420	11	FPO Expenditure	1,80,853	80,552
Cash at SBH(IWMP- P.Sunnapuram)	11	1,99,972	General Activities		1,30,263
Cash at Bank of Baroda(Cnl)	36,840		Enhancing productivity of natural resources in forest fringe rain fed areas in (5) IWMP projects of Andhra Pradesh(CRD)		99,224
Cash at Bank of Baroda(RD Tata)	13,12,108		Promoting effective use of land and water resources using technical interventions for livelihood enhancement of tribals in Kawal Wildlife Sanctuary, Andhra Pradesh(DST)	4,47,084	6,94,894
Fixed Deposits with BOB (Cnl)	9,78,000		Sustainable livelihoods and empowerment to Adivasi communities in Andhra Pradesh and Telangana States (BfdW)	1,06,99,647	88,27,294
Cash at Bank of Baroda(SDTT)	10,00,000		General Expenditure	46,481	4,41,275
Grants received during the year	3,692		Internet charges (PMG-Asia)	8,18,130	2,01,339
Strengthening of Community forest resource management rights under FRA (Oxfam-India)	11,79,000	-	Staff benefits and audit fee paid 2015-16	87,366	75,451
Holistic Development of FRA individual Title Holders (Tribals) and Sustainable Management of Community forest Resources in Andhra Pradesh (BfdW-EED)		5,08,873	Preparation of IWMP DPRs in AP(CRD)		63,979
Sustainable livelihoods and empowerment to Adivasi communities in Andhra Pradesh and Telangana States (BfdW)	1,07,04,301	87,72,611	Consultancy charges received from SERP for Yanadi Socio ecoomic study in Nellore		43,760
PMG Asia	7,07,080	3,02,280	facilitating community mobilization and micro planning in 264 villages in vijayawada and submission of village development plans to gramasabha and district administration of Krishna district		4,00,97,973
General receipts		3,50,000	Consultancy charges paid		1,54,755
Strengthening VSSs (CWS)	5,04,700	5,59,707	Implementation of internet saathi project -RD Tata	9,88,957	
Grant received from Rural Development(IWMP-M)	-	11,87,845			
Balance c/f	1,85,00,528	1,63,27,952	Balance c/f	1,53,70,818	5,78,09,389



S



RECEIPTS	31.03.2017 Amount Rs	31.03.2016 Amount Rs	PAYMENTS	31.03.2017 Amount Rs	31.03.2016 Amount Rs
Balance c/f	1,85,00,528	1,63,27,952	Balance c/f	1,53,70,818	5,78,09,389
Promoting effective use of land and water resources using technical interventions for livelihood enhancement of tribals in Kawal Wildlife Sanctuary, Andhra Pradesh(DST)	5,40,000	3,10,000	Implementation of internet saathi project -CInl	54,06,715	6,75,854
Grant received from IWMP-P	8,56,677	10,05,314	Implementation of internet saathi project -TEDT	9,78,000	
Grant received from Rural Development(IWMP-K)		90,517	CPF Support FY-17 Project(SDTT)	34,84,439	
Grant received from NABARD-TDF	99,600	4,83,600	VDP implementation Project(SDTT)	24,13,663	
Grant received from SDTT for Micor planning		3,99,74,000	AP Internet Saathi Project(TEDT)	1,65,35,318	
Grant received from CInl	30,00,000	30,00,000	Iceberg Project(TEDT)	1,09,26,050	
Grant received from RD Tata		9,78,000	Iceberg RF Project(TEDT)	4,87,55,130	
Grant received from TEDT- Internet Saathi	9,78,000		RF Enhance Project(TEDT)	5,99,250	
Grant received from SDTT for CPF Support FY-17	40,50,000		Health Insurance Saathi Project(TEDT)	84,17,705	
Grant received from SDTT for VDP implementation Project	38,00,000		SVM Project(NRTT)	4,95,017	
Grant received from TEDT for AP Internet Saathi Project	1,85,24,000		General expenditure Local	70,773	
Grant received from TEDT for Iceberg Project	1,08,00,000		staff Provisions Paid		63,232
Grant received from TEDT for Iceberg RF Project	2,08,50,000		Deposits		
Grant received from TEDT for RF Enhance Project	3,00,00,000		Rental Deposit	30,000	5,000
Grant received from TEDT for Health Insurance Saathi Project	1,00,00,000		Advances		
Grant received from NRTT for SVM Project	23,30,000		Other advances and Programme Advance	85,77,065	15,021
Amount received from FTOs	3,61,88,000		Grant Returnd to Oxfam India	1,64,860	
Consultancy charges received from SERP for Yanadi livelihood study in Nellore		5,71,867	Travel advances	1,971	
Grant from SLNA towards preparation of 7 IWMP DPRs in AP		5,00,000	Salary advance	8,550	
Grant received from NABARD for FPO	90,750	38,750	TDS for current year	72,239	
General Activities-Indian Funds	5,80,177	98,350	By Closing Balance		
FTO amount received to mandal account (Corporation)	4,51,000		Cash in Hand	25,862	1,00,077
Program advances	3,605	1,98,097	Mandal level bank accounts	21,30,102	
Travel advances settled	5,000		Cash at SBI Lalaquda Branch-FC	1,53,620	3,15,796
Bank Interest			Cash at Corporation Bank(Indian Funds)	8,75,388	5,10,899
On SB Account with SBI-FC	55,459	47,338	Tata Supported Project Bank accounts	3,34,95,039	
On Fixed Deposits-FC	69,305	1,27,085	Cash at State Bank of India (Indian Funds)	27,773	2,484
On SB with Corporation Bank (Indian Funds)	13,392	6,892	Cash at Bank of Baroda(JTT)		76,016
On SB with SBI, lalaguda(BfdW-EED)	5,653	7,781	Cash at SBH(TDF-Admin)	1,671	2,104
On SB with SBI, lalaguda(Indian Funds)	24,140	3,563	Cash at SBH(IWMP- Admin)	1,997	67,420
Cash in SBI(fdW-EED)-FC				21,812	
Balance c/f	16,18,15,286	6,37,69,106	Balance c/f	15,90,40,828	5,96,43,292



RECEIPTS	31.03.2017 Amount Rs	31.03.2016 Amount Rs	PAYMENTS	31.03.2017 Amount Rs	31.03.2016 Amount Rs
Balance c/f	16,19,35,286	6,37,69,106	Balance c/f	15,91,60,828	5,96,43,292
On SB with SBH, Utnoor(TDF)	1,087	1,496	Cash at SBH(IWMP- P.Sunnapuram)	1,69,595	36,840
On SB with BOB, Tarnaka(JTT)		15,808	Cash at SBH(IWMP- P.Sunnapuram)	11	11
On SB with SBH, Narnoor(IWMP)	238	2,144	Fixed Deposits with SBI -FC	10,00,000	10,00,000
On SB with SBH, Pathapatnam(IWMP)	2,728	2,719	Cash at Bank of Baroda(SD TT)		3,692
On SB with Bank of Baroda (SD TT)		1,34,851	Cash at Bank of Baroda(CInI)		13,12,108
TDS for interests	64,874		Cash at Bank of Baroda(RD Tata)		9,78,000
Bank interest for Mandal level Bank accounts	15,720		Fixed Deposits with BOB	25,00,000	10,00,000
Bank interest for Project Bank accounts	4,36,865		Cash in BOB-CPF	103	
Bank interest from Fixed deposits	3,73,739				
Deposits					
Rental Deposits		25,000			
Telephone deposits		726			
Refund of Advances		1,973			
TDS		20,120			
Total	16,28,30,537	6,39,73,943	Total	16,28,30,537	6,39,73,943

As per our report of even date attached

for SAMPATH & RAMESH
Chartered Accountants
FRNo.005947S

(A.KRISHNA REDDY)
Partner
M.No: 204755
PLACE : HYDERABAD
DATE : 22.08.2017



for CENTRE FOR PEOPLE'S FORESTRY

(Dr.D.SURYAKUMARI)
Director


(Dr.URMILA PINGLE)
Managing Trustee

CENTRE FOR PEOPLE'S FORESTRY

H.No.12-13-483/39, Street No.14, Tarnaka, Secunderabad - 500 017

CONSOLIDATED INCOME & EXPENDITURE ACCOUNT FOR THE YEAR ENDING 31.03.2017

PARTICULARS	chedu No	31.03.2017 Amount Rs	31.03.2016 Amount Rs
INCOME:			
BfdW-EED			508873
Oxfam India		11,79,000	
Bank interest from Oxfam India grant		4,000	
CWS, Secunderabad		5,04,700	559707
Bank interest from CWS grant		1,500	
BfdW, Berlin		1,07,04,301	8772611
Bank interest from BfdW Utiiisation grant account		5,653	
PMG Asia		7,07,080	302280
Grant received from RD for IWMP-P.Sunnapuram		4,33,685	10,05,314
Bank interest from IWMP-Pedasunnapuram Grant account		2,728	
Bank interest from IWMP-Khandow Grant account		238	118785
Grant received from RD for IWMP-Mangrool			11,59,577
Grant received from NABARD for Maa Thota Program		77,129	4,83,600
Bank interest from TDF Grant account		1,087	
Grant from SLNA for Preparation of DPRs in AP and Telangana			5,00,000
Grant received from ITDA for facilitation of FRA in Malkangiri			
Grant received from DST		4,47,084	3,10,000
Grant received from NABARD for FPO		90,750	38,750
Consultancy charges received from SERP for Yanadi Socil economic study in Nellore			5,71,867
Grant received from CInI		30,00,000	30,00,000
Bank interest received from Internet saathi Project account		82,569	
Grant received from RD Tata for interet saathi project			9,78,000
Grant received from TEDT grant for internet saathi project		9,78,000	
Bank interest received from Internet sthi Project account(RD TATA)		10,958	
Grant received from SDTT for CPF Support FY-17		39,47,548	
Bank interest received from Support Project account		1,02,391	
Grant received from SDTT for VDP implementation Project		25,30,433	
Bank interest received from VDP Project account		71,303	
Grant received from TEDT for AP Internet Saathi Project		1,62,24,495	
Bank interest received from AP Saathi Project account		2,36,706	
Grant received from TEDT for Iceberg Project		1,08,00,000	
Bank interest received from Iceberg Project account		1,23,521	
Grant received from TEDT for Iceberg RF Project		4,86,40,615	
Bank interest received from Iceberg RF Project and Mandal level Project accounts		1,14,515	
Grant received from TEDT for RF Enhance Project		5,99,250	
Grant received from TEDT for Health Insurance Saathi Project		80,08,616	
Bank interest received from Health Insurance Project account		57,944	
Grant received from NRTT for SVM Project		4,68,600	
Bank interest received from SVM Project account		26,417	
Grant received from SDTT			3,99,74,000
General Receipts-FC		-	350000
General Receipts-Indian Funds		22,505	98350
Bank Interest			
Bank interest deducted as a TDS from Banker FY 2016-17		64,874	
On SB Account with Corporation Bank		13,392	
On SB Account with SBI (General)		24,140	
On SB Account with SBI		49,959	
On Fixed Deposits		69,305	
Bank Interest			249677
Bank interest on Core fund			100000
		11,04,26,991	5,90,81,391



S



CENTRE FOR PEOPLE'S FORESTRY

H.No.12-13-483/39, Street No.14, Tarnaka, Secunderabad - 500 017


CONSOLIDATED INCOME & EXPENDITURE ACCOUNT FOR THE YEAR ENDING 31.03.2017

PARTICULARS	chedu No	31.03.2017 Amount Rs	31.03.2016 Amount Rs
EXPENDITURE:			
Sustainable livelihoods and empowerment to Adivasi communities in Andhra Pradesh and Telangana States (BfdW)	9	1,07,41,222	86,56,223
General Support Grant -Ford Foundation			24,63,182
Strengthening of Community forest resource management rights under FRA(Oxfam India)		11,83,000	0
General Expenditure-FC		1,71,514	4,40,826
Internet charges (PMG-Asia)		8,18,130	2,01,339
Strengthening VSSs (CWS)	10	5,06,200	5,62,400
Facilitating Community mobilization and micro-planning in 264 villages in Vijayawada and Submission of Village Development plans to Gram Sabha and District administration of Krishna District			3,99,32,778
IWMP-Khandow		7,848	1,18,785
IWMP-Mangrool		6,602	11,98,811
Maa thota(TDF)	11	78,216	560,744
Holistic Development of Chenchu Livelihood(JTT)			7,48,481
Enhancing productivity of natural resources (land, water & vegetation) in forest fringe rain fed areas in (5) IWMP projects of Andhra Pradesh(Action research)			99,224
Consultancy Expenditure for SERP for Yanadi Socil economic study in Nellore			43,760
Facilitation of FRA in Malkangiri (ITDA Malkangiri)			36,914
Implementation of internet saathi project -Clnl	12	53,82,810	6,75,854
Preparation of IWMP DPRs in AP			63,979
Implementation of FPO	13	1,80,853	80,552
DST	14	4,47,084	7,43,695
IWMP- P.Sunnapuram Mega watershed	15	4,44,723	11,64,313
Internet Saathi Project(RD Tata)		9,88,957	
Internet Saathi Project(TEDT Tata)		9,78,000	
Micro planning project(SDTT)		45,030	
CPF Support FY-17	16	40,49,939	
VDP implementation Project	17	26,01,736	
AP Internet Saathi Project	18	1,64,61,201	
Iceberg Project	19	1,11,47,555	
Iceberg RF Project		4,87,55,130	
RF Enhance Project		5,99,250	
Health Insurance Saathi Project	20	80,66,560	
SVM Project	21	4,95,017	
Other Expenditure:			
Grant returned to Oxfam India		69,654	
General Expenditure		22,505	1,30,263
Depreciation			3,63,976
		11,42,48,736	5,82,86,099
Surplus/Deficit for the year (Transfer to Balance Sheet)		(38,21,745)	7,95,292

As per our report of even date attached
for **SAMPATH & RAMESH**
Chartered Accountants
FRN:005947S

for **CENTRE FOR PEOPLE'S FORESTRY**

(A.KRISHNA REDDY)
Partner
M.No: 204755
PLACE : HYDERABAD
DATE : 22.08.2017



(DR.D.SURYAKUMARI)
Director

(DR.URMILA PINGLE)
Managing Trustee



CENTRE FOR PEOPLE'S FORESTRY

H.No.12-13-445, Street No.1, Tarnaka, Secunderabad - 500 017


SCHEDULES FORMING PART OF BALANCE SHEET AS AT 31.03.2017

PARTICULARS	Schedule No	AS ON 31.3.2017	AS ON 31.3.2016
Corpus Fund	1	4,000	4,000
Reserves & Surplus			
Specific Reserve	2	58,54,955	51,59,663
Add/less: During the Year (Surplus/Deficit)		4,29,82,874	7,95,292
(Excess of Income over Expenditure)		4,88,37,829	59,54,955
Interest transferred to Core fund		1,00,000	1,00,000
		4,87,37,829	58,54,955
Core fund	3	18,00,000	17,00,000
Interest added to Core fund		1,00,000	1,00,000
		19,00,000	18,00,000
Fixed Assets:			
Gross Block	4	24,50,248	18,99,599
Less: Depreciation		4,75,585	3,63,976
CHRD(write off assets)		-	-
Net Block		19,74,663	15,35,623
Deposits and Advances	5		
Telephone Deposit		2,250	2,250
Rental Deposit		91,900	66,900
Programme Advances -(Annexure-1)		92,14,031	6,17,362
Staff Loans - (Annexure - 2)		8,550	70,420
Tax Deducted at Source (TDS)		1,84,359	1,12,120
		95,01,090	8,69,052
Cash & Bank Balances	6		
Cash in Hand		25,862	1,00,077
Cash at Bak (Annexure-4)		3,68,77,111	33,05,370
Fixed deposits at FC		10,00,000	10,00,000
Fixed deposits at Project accounts		25,00,000	10,00,000
		4,04,02,973	54,05,447
Current Liabilities	7		
Audit fee		67,000	47,550
Consultancy charges		5,65,500	
Staff benefits and other payments		15,600	1,03,617
TDS payable		5,88,797	
		12,36,897	1,51,167
		5,18,78,726	78,10,122




Specific fund/ Earmarked fund details Schedule-2


Particulars	Amount	Amount
Reserve details of Foreign Funds		
BfdW		
Opening Balance		53260
Add: Grant and Interest	10709954	
Available project reserve fund		10763214
Expenditure as per I&E statement	10741222	
Closing balance		21992
CWS		
Opening Balance		1500
Add: Grant and Interest	506200	
Available project reserve fund		507700
Expenditure as per I&E statement	506200	
Closing balance		1500
Oxfam India		
Opening Balance		74580
Add: Grant and Interest	1183000	
Available project reserve fund		1257580
Expenditure as per I&E statement	1252654	
Closing balance		4926
PMG Asia		
Opening Balance		100941
Add: Grant and Interest	707080	
Available project reserve fund		808021
Expenditure as per I&E statement	818130	
Closing balance		-10109
CPf FC reserves		
Opening Balance		2466568
Add: Grant and Interest	0	0
Available project reserve fund		2466568
Expenditure as per I&E statement	52250	
Closing balance		2414318
Reserve details of Indian Funds		
IWMP Khandow and Mangrool		
Opening Balance		-145615
Add: Grant and Interest	238	
Available project reserve fund		-145377



Expenditure as per I&E statement	14450	
Closing balance		-159827
IWMP-Pedasunnapuram		
Opening Balance		259347
Add: Grant and Interest	859405	
Available project reserve fund		1118752
Expenditure as per I&E statement	444723	
Closing balance		674029
TDF		
Opening Balance		5790
Add: Grant and Interest	100687	
Available project reserve fund		106477
Expenditure as per I&E statement	78216	
Closing balance		28261
DST		
Opening Balance		2576
Add: Grant and Interest	540000	
Available project reserve fund		542576
Expenditure as per I&E statement	447084	
Closing balance		95492
FPO-Utnoor		
Opening Balance		-41802
Add: Grant and Interest	90750	
Available project reserve fund		48948
Expenditure as per I&E statement	180853	
Closing balance		-131905
Micro planning (SDTT)		
Opening Balance		95713
Add: Grant and Interest	0	
Available project reserve fund		95713
Expenditure as per I&E statement	45030	
Closing balance		50683
Internet Saathi(CInI)		
Opening Balance		2324146
Add: Grant and Interest	3082569	
Available project reserve fund		5406715
Expenditure as per I&E statement	5382810	
Closing balance		23905
Internet Saathi(RD Tata)		




Opening Balance		978000
Add: Grant and Interest	10958	
Available project reserve fund		988958
Expenditure as per I&E statement	988958	
Closing balance		0
Internet Saathi(TEDT)		
Opening Balance		0
Add: Grant and Interest	978000	
Available project reserve fund		978000
Expenditure as per I&E statement	978000	
Closing balance		0
CPF Support fy-17 (SDTT)		
Opening Balance		0
Add: Grant and Interest	4152391	
Available project reserve fund		4152391
Expenditure as per I&E statement	4049939	
Closing balance		102452
VDP Implimentation (SDTT)		
Opening Balance		0
Add: Grant and Interest	3871303	
Available project reserve fund		3871303
Expenditure as per I&E statement	2601736	
Closing balance		1269567
SVM (NRTT)		
Opening Balance		0
Add: Grant and Interest	2356417	
Available project reserve fund		2356417
Expenditure as per I&E statement	495017	
Closing balance		1861400
Iceberg (TEDT)		
Opening Balance		0
Add: Grant and Interest	10923521	
Available project reserve fund		10923521
Expenditure as per I&E statement	11147555	
Closing balance		-224034
Iceberg RF(TEDT)		
Opening Balance		0
Add: Grant and Interest	20964515	
Add: FTO reimbursement	36188000	



S



Available project reserve fund		57152515
Expenditure as per I&E statement	48755130	
Closing balance		8397385
Health Insurance (TEDT)		
Opening Balance		0
Add: Grant and Interest	10057944	
Available project reserve fund		10057944
Expenditure as per I&E statement	8066560	
Closing balance		1991384
AP Saathi (TEDT)		
Opening Balance		0
Add: Grant and Interest	18760706	
Available project reserve fund		18760706
Expenditure as per I&E statement	16461201	
Closing balance		2299505
RF Enhance (SDTT)		
Opening Balance		0
Add: Grant and Interest	30000000	
Available project reserve fund		30000000
Expenditure as per I&E statement	599250	
Closing balance		29400750
CPF Local reserves		
Opening Balance		1483951
Add: Grant and Interest	617709	
Available project reserve fund		2101660
Expenditure as per I&E statement	22505	
Closing balance		2079155
FTO amount received in CPF local account		
Opening Balance		0
Add: Grant and Interest	451000	
Available project reserve fund		451000
Expenditure as per I&E statement	0	
Closing balance		451000



CENTRE FOR PEOPLE'S FORESTRY

H.No.12-13-483/39, Street No.14, Tarnaka, Secunderabad - 500 017

CONSOLIDATED BALANCE SHEET AS AT 31.03.2017

PARTICULARS	Schedule No	AS ON 31.03.2017	AS ON 31.03.2016
SOURCE OF FUNDS:			
Corpus Fund	1	4,000	4,000
Reserves & Surplus			
Specific Reserves	2	4,87,37,829	58,54,955
Core fund	3	19,00,000	18,00,000
		5,06,41,829	76,58,955
APPLICATION OF FUNDS			
Fixed Assets:	4		
Gross Block		24,50,248	18,99,599
Less: Depreciation		4,75,585	3,63,976
Net Block		19,74,663	15,35,623
Current Assets, Loans & Advances			
Deposits and Advances	5	95,01,090	8,69,052
Cash and Bank Balances	6	4,04,02,973	54,05,447
		4,99,04,063	62,74,499
Less: Current Liabilities & Provisions			
Current Liabilities	7	12,36,897	1,51,167
Net Current Assets		4,86,67,166	61,23,332
		5,06,41,829	76,58,955

As per our report of even date attached
for **SAMPATH & RAMESH**
Chartered Accountants
FRNo.005947S

(A.KRISHNA REDDY)
Partner
M.No: 204755
PLACE : HYDERABAD
DATE : 22.08.2017



for CENTRE FOR PEOPLE'S FORESTRY

(DR.D.SURYAKUMARI)
Director

(DR.URMILA PINGLE)
Managing Trustee



CENTRE FOR PEOPLE'S FORESTRY


STATEMENT OF FIXED ASSETS AS ON 31.03.2017 (SCHEDULE-4)



S.No.	DESCRIPTION OF ASSETS	GROSS BLOCK				DEPRECIATION				NET BLOCK	
		As at 31-03-2016	Before 6 Months	After 6 Months	Cost up to 31-03-2017	Dep. Rates	up to 31-03-2017	For the year	Total	As at 31-03-2017	As at 31-03-2016
	Bfdw-EED										
1	Computers	65,775		89,950	1,55,725	60%	70,186	66,450	1,36,636	89,275	65,775
2	Office Equipment	89,040	21,000		1,10,040	10%	17,207	11,004	28,211	99,036	89,040
3	Vehicles	54,652			54,652	15%	9,645	8,198	17,842	46,455	54,652
	Sub Total	2,09,468	21,000	89,950	3,20,418		97,038	85,652	1,82,690	2,34,766	2,09,468
	Ford Foundation										
1	Computers	6,326			6,326	60%	2,83,719	3,796	2,87,515	2,531	6,326
2	Office Equipment	1,02,867			1,02,867	10%	1,01,487	10,287	1,11,774	92,581	1,02,867
3	Furniture & Fixtures	36,790			36,790	10%	16,453	3,679	20,132	33,111	36,790
4	Vehicles	3,81,261			3,81,261	15%	2,90,543	57,189	3,47,732	3,24,072	3,81,261
	Sub Total	5,27,245	-	-	5,27,245		6,92,202	74,951	7,67,152	4,52,295	5,27,245
	Oxfam Novib-Core										
1	Computers										
2	Office Equipment	1,35,753			1,35,753	10%	2,52,925	13,575	2,66,501	1,22,177	1,35,753
3	Furniture & Fixtures	1,88,911			1,88,911	10%	2,95,134	18,891	3,14,025	1,70,020	1,88,911
4	Vehicles	19,778			19,778	15%	3,41,689	2,967	3,44,656	16,811	19,778
	Sub Total	3,44,441	-	-	3,44,441		8,89,748	35,433	9,25,182	3,09,008	3,44,441
	Oxfam Novib-Orissa										
1	Computers	372	-		372	60%	1,25,968	223	1,26,191	149	372
2	Office Equipment	49,543	-		49,543	10%	51,369	4,954	56,323	44,589	49,543
3	Furniture & Fixtures	27,654	-		27,654	10%	31,014	2,765	33,780	24,889	27,654
4	Vehicles	8,841	-		8,841	15%	20,348	1,326	21,666	7,514	8,841
	Sub Total	86,409			86,409		2,28,691	9,269	2,37,959	77,141	86,409
	Oxfam-India										



S.No.	DESCRIPTION OF ASSETS	GROSS BLOCK				DEPRECIATION				NET BLOCK	
		As at 31-03-2016	Before 6 Months	After 6 Months	Cost up to 31-03-2017	Dep. Rates	up to 31-03-2017	For the year	Total	As at 31-03-2017	As at 31-03-2016
1	Office Equipment	7,229			7,229	10%	2,499	723	3,222	6,506	7,229
	Sub Total	7,229	-	-	7,229		2,499	723	3,222	6,506	7,229
	CPF general fund										
1	Office Equipment	10,826			10,826	10%	5,541	1,083	6,623	9,743	10,826
	Sub Total	10,826	-	-	10,826		5,541	1,083	6,623	9,743	10,826
	AEI-Project										
1	Computers	57	-		57	60%	45,943	34	45,977	23	57
	Sub Total	57	-	-	57		45,943	34	45,977	23	57
	EWI										
1	Office Equipment	6,935			6,935	10%	3,549	694	4,243	6,242	6,935
	Sub Total	6,935	-	-	6,935		3,549	694	4,243	6,242	6,935
	Sub Total	11,92,611	21,000	89,950	13,03,561	-	19,65,210	2,07,838	21,73,048	10,95,723	11,92,611
	Indian Funds										
	SDTT - Non - FC										
1	Computers	51,336			51,336	60%	77004	30802	107806	20534	51,336
2	Office Equipment	33,499			33,499	10%	3356	3350	6706	30149	33,499
3	Two Wheeler	10,291			10291	15%	32968	1544	34512	8747	10,291
	Sub Total	95,126	-	-	95,126		1,13,328	35,696	1,49,024	59,430	95,126
	IWMP-Non FC										
1	Office Equipment	23295	0		23295	10%	10716	2330	13046	20965	23295
2	Furniture & Fixtures	14759	0	0	14759	10%	7351	1476	8827	13283	14759
3	Two Wheeler	26946	0	0	26946	15%	21285	4042	25327	22904	26946
	Sub Total	65000	0	0	65000		39352	7848	47200	57152	65000
	JIT-Project-Non-FC										
1	Computers	502	0	0	502	60%	53942	301	54243	201	502
2	Office Equipment	30118			30118	10%	16665	3012	19677	27106	30118
3	Furniture & Fixtures	7693			7693	10%	5792	769	6561	6924	7693



S.No.	DESCRIPTION OF ASSETS	GROSS BLOCK				DEPRECIATION				NET BLOCK	
		As at 31-03-2016	Additions		Cost up to 31-03-2017	Dep. Rates	up to 31-03-2017	For the year	Total	As at 31-03-2017	As at 31-03-2016
4	Two Wheeler	53863	0	0	53863	15%	63821	8079	71900	45784	53863
	Sub Total	92176	0	0	92176		140220	12161	152381	80015	92176
	NABARD-TDF-NFC										
1	Computers	3900		0	3900	60%	24719	2340	27059	1560	3900
2	Office Equipment	13421		0	13421	10%	4082	1342	5424	12079	13421
3	Two Wheeler	43113		0	43113	15%	34056	6467	40523	36646	43113
	Sub Total	60434	0	0	60434		62857	10149	73006	50285	60434
	IWMP-Mangrool										
1	Computers	480		0	480	60%	6300	288	6588	192	480
2	Office Equipment	5090	0		5090	10%	1326	509	1835	4581	5090
3	Furniture & Fixtures	5790	0		5790	10%	1509	579	2088	5211	5790
	Sub Total	11360	0	0	11360		9135	1376	10511	9984	11360
	CPF										
1	Office Equipment	5066			5066	10%	1321	507	1828	4559	5066
		5066	0	0	5066		1321	507	1828	4559	5066
	IWMP-Pedasunnapuram										
1	Computers	13850		0	13850	60%	51937	8310	60247	5540	13850
		13850	0	0	13850		51937	8310	60247	5540	13850
	Total	343012	0	0	343012		337790	76047	494197	266965	343012
	Tata Trusts Projects										
	Internet Saathi(Cnl)										
	Computers			34150	34,150	60%	0	10245	10245	23905	
	Sub Total	-	-	34,150	34,150		-	10,245	10,245	23,905	
	Iceberg Project										
	Computers		119150		1,19,150	60%	0	71490	71490	47660	
	Office Equipment and Furniture				43,314	10%		2166	2166	41148	
	Sub Total	-	1,19,150	43,314	1,62,464		-	73,656	73,656	88,808	



S.No.	DESCRIPTION OF ASSETS	GROSS BLOCK				DEPRECIATION				NET BLOCK	
		As at 31-03-2016	Additions							As at 31-03-2017	As at 31-03-2016
			Before 6 Months	After 6 Months	Cost up to 31-03-2017	Dep.Rates	up to 31-03-2017	For the year	Total		
	VDP Program										
	Computers			34150	34,150	60%	0	10245	10245	23905	
	Sub Total	-	-	34,150	34,150		-	10,245	10,245	23,905	
	Insurance										
	Computers			174700	1,74,700	60%	0	52410	52410	122290	
	Two Wheeler			264811	264811	15%		19861	19861	244950	
	Sub Total	-	-	4,39,511	4,39,511		-	72,271	72,271	3,67,240	
	AP Saathi										
	Computers			67,900	67,900	60%		20370	20370	47530	
	Two Wheeler			65500	65500	15%		4913	4913	60587	
	Sub Total	-	-	1,33,400	1,33,400		-	25,283	25,283	1,08,117	
	Total	-	1,19,150	6,84,525	8,03,675	-	-	1,91,700	1,91,700	6,11,975	
	Grand Total	15,35,623	1,40,150	7,74,475	24,50,248	-	23,03,000	4,75,585	28,58,945	19,74,663	15,35,623

for CENTRE FOR PEOPLE'S FORESTRY

for SAMPATH & RAMESH
Chartered Accountants
FRNo.0059475



(A.KRISHNA REDDY)
Partner

M.No: 204755
PLACE : HYDERABAD
DATE : 22.08.2017

(Dr.D.SURYAKUMARI)
Director



(Dr.URMILA PINGLE)
Managing Trustee

Urmila Pingle

CENTRE FOR PEOPLE'S FORESTRY
H.No.12-13-483/39, Street No.14, Tarnaka, Secunderabad - 500 017
SCHEDULES FORMING PART OF RECEIPTS AND PAYMENT ACCOUNT FOR THE YEAR ENDED 31-03-2017.

Sustainable livelihoods and empowerment to Adivasi communities in Andhra Pradesh and Telangana States (BfdW)-
(Schedule- 9)

Sl. No	Particulars	Amount	Amount
A	Facilitation Cost to Partner NGOs registered under FCRA		
A.1	Gramabhyudaya - Visakhapatnam	15,75,000	38,75,000
A.2	Samyogitha - Srikakulam	17,50,000	
A.3	Conare	5,50,000	
B	CPF Level		
1	Program Cost		
1.1	Objective 1		
1.1.1	Research studies and report	61,025	
1.1.1	Dissemination workshops	3,196	
1.1.3	Interface workshop with secondary stakeholder	11,040	
1.1.4	Project Annual plan preparation workshop in 3 locations - 2 days	4012	
1.1.5	Trainings/Consultations on agro-ecological practice in two locations	17,500	
1.1.6	Research report preparation and printing	40,075	
1.1.7	Submitting petitions to concern officials-3location	5,422	
1.1.8	Submitting petitions to concern officials-MLG	3,141	
1.1.9	State level workshop to address issues in 2 state	1,320	
1.1.10	Travel to 16 Community field facilitators	22,422	
	Sub Total		1,69,153
1.2	Objective 2		
1.30	Capacity building and reviews, PME and MIS		
1.3.1	Training to community field facilitators on Gender, Facilitation skills, engagement	1,839	
1.3.4	Project Annual plan preparation workshop in 3 locations - 2 days	22,556	
1.3.5	Monthly location level review meetings at 3 locations	8,562	
1.3.6	Quarterly review meeting at CPF head office level	2,21,886	
1.3.7	Communication material(project hand outs, pamphlets, posters etc..)	400	
1.3.8	Annual partner meetings with 5% annual hike	1,19,063	
1.3.9	BOT meeting expenditure	72,678	
1.3.10	Annual report with 5% annual hike	52,526	
1.3.12	MIS Maintenance charges with 5% Annual hike	12,550	
1.3.13	Training on MIS to concern team members	2,130	
	Sub Total		5,14,190
1.4	Travel Expenses - 5% hike every year		
1.4.1	Travel to CPF head office staff including Action research related travel with 5%	2,67,678	
1.4.2	Travel to CPF field office staff with 5% annual hike- Project officer at	1,90,651	
1.4.3	Travel to CPF field office staff - MLG	53,355	
1.4.4	Travel to FO-PC at utnoor & Narnoor	42,844	
1.4.5	Travel to 4 technical coordinators at Location level 5% annual hike	9,127	
1.4.6	Travel to 4 Community field facilitators with 5% annual hike	3,795	
1.4.7	Travel to Project coordinator-SKIM	9,367	
1.4.8	Travel to Project coordinator-Vskp	8,243	
	Sub Total		5,85,060
1.5	Personnel Cost - 5% hike every year		
	CPF		
	Salary to Chief Functionary (Director) with 5% Annual hike (6 months in 1st Year, 10 months in 2nd ,3rd years)	10,47,578	
1.5.1	Salary to 1 Sr. Program officer with 5% Annual hike	6,05,519.75	
1.5.2			
1.5.3	Salary to 1 Program officer (Action research and Advocacy) with 5% Annual hike	3,65,974	
1.5.4	Salary to 1 Program officer at CPF, Pathapatnam office with 5% Annual hike	1,51,780	
	Salary to 1 Program officer (PMIS, Documentation and Communications) (6 months in each year) with 5% Annual hike	2,02,396	
1.5.5	Staff benefits and allowances with 5% Annual hike	5,17,784	
1.5.6	Honorarium to 2 community FF-ADB	1,47,600	
1.5.7	Honorarium to 4 community FF-MLG	52,500	
1.5.8	Salary to 2 project coord - ADB	5,02,022	
1.5.9	Salary to PO at MLG	97,477	
1.5.10	Staff allowances Insurance to project team-ADB	12,706	
1.5.11			
	Sub Total		37,03,336.75
2	Administration and coordination Costs		
2.1	CPF Finance and Admin staff salaries with 5% annual hike(50% Annual salary to	9,34,902	
2.2.1	Bank charges	8,403.49	
2.2.2	Office overhead (local level)	46,774	
2.2.3	Office overhead	6,62,945	
2.2.4	office overhead - MLG	19,594	
2.2.5	Salary to project officer - malkangiri	18,300	



3.00	Non Recurring Expenditure at CPF head Office		
3.1	Laptop	89,950	
3.3	Furniture and Fixtures	21,000	
	Location level(No.3)		
	Total Administration and coordination Costs		18,01,868.49
	Grand Total		1,06,48,608.24

Strengthening VSSs (CWS) (Schedule -10)

Sl. No	Particulars	Amount	Amount
	Objective one: To facilitate community based credit systems		
	Awareness Meetings in 14 VSS on usefulness of VSS Members Welfare and Development	23000	
	Capacity building on managing VMDWF	9000	
	Capacity building training - Anganwadi centres	10000	
	Capacity Building Training on process of obtaining harvest permits in 10 VSS. One t	21000	
	Capacity building training on Forest prot	26000	
	Documentation (Updating the information related to VMWDF, Maintaining records of VMWDF A/c, DTP work of MAA ADAVI newsletter & VMWDF Manual, quarterly action plan & formats) Rs. 1000/- pm	12470	
	Salary to Project Coordinator (1 staff @ Rs. 12,500/- pm)	178750	
	Salary to Project Executive (2 staff @ Rs. 4,500/-pm)	117000	
	Travel Expenditure of one Project Coordinator (1 staff x Rs. 3, 000/- pm)	34591	
	Travel Expenditure - Two Programme Executive (2 staff @ Rs. 1, 800/- pm)	40389	472200
	Administrative Costs		
	Office maintenance (Rs. 1000/- pm)	6000	
	Communication and stationary charges (Rs. 2000/- pm)	18000	
	Electricity and water charges (Rs.1000/- pm)	6000	
	Cost of Project Preparation		
	Audit Costs	4000	34000
	Grand Total		5,06,200



Maa Thota Development (NABARD-TDF) (Schedule -11)

S.No	Particulars	Amount Rs.	Amount Rs.
A	PERSONNEL		
	Program (CPF level)		
A.1.1	Salary to Horticulture project associate	19,047	33,207.00
A.1.2	Salary to Project associate	6,586	
A.1.3	Salary to Project coordinator	7,574	
	Total Salary		
B	Program Cost		
B.1	Honorarium to Facilitators	27,000	34,860.00
C	Capacity Building		
C.1	TDF- review meeting	571	
D	OVERHEAD COST		
D.1	Rent and electricity	494	
D.2	Telephone expenses	1,230	
D.3	Travel cost to community facilitators	2,860	
D.4	Office Maintenance	1,832	
D.5	Postage at Field office	60	
D.6	Printing and Stationery at Field office	813	
	Grand Total		68,067.00

Project Title: Internet Saathi (Schedule - 12)

1	Personnel cost (Program)		
1.1	Honorarium for cluster facilitators-Cnl	8,10,151	
1.2	Honorarium for cluster facilitators- Tata Trust	2,89,102	
1.3	Honorarium for program manager - Cnl	1,20,000	
1.4	Honorarium for program manager - Tata Trust	60,000	
1.5	Honorarium for project coordinator - Cnl	1,70,233	
1.6	Honorarium for project coordinator - Tata Trust	72,497	
	Sub Total		15,21,983.00
2	Program Cost		
2.1	Cost for stationary and transport & training - Cnl	3,62,135	
2.2	Cost for stationary and training - Tata Trust	3,34,470	
2.3	Honorarium for the trainers - Cnl	33,15,770	
2.4	Honorarium for the trainers - Tata Trust	10,62,728	
2.5	Office rent and maintenance - Tata Trust	5,822	
2.6	Office rent and maintenance - Cnl	60,233	
2.7	Travel allowance for cluster facilitators- Tata Trust	34,582	
2.8	Travel allowance for project coordinator-Tata Trust	4,404	
2.9	Travel allowance for Trainers - Cnl	1,75,684	
2.10	Travel Allownace for cluster facilitators-Cnl	1,82,244	
2.11	Travel Allownace for project coordinator-Cnl	2,199	
2.12	Bank charges	1,948.75	
	Sub Total of Program cost		55,42,219.75
3	Overhead Cost		
3.1	Administrative team costs - Cnl	1,40,000	
3.2	Administrative team costs - Tata Trust	80,000	
3.3	Travel and lodging for program manager - Cnl	66,244	
3.4	Travel and lodging for program manager - Tata Trust	23,225	
	Sub Total of Overhead cost		3,09,469.00
	Grand total		

S



Farmers producers Organisations -NABARD (Schedule -13)

S.No	Particulars	Amount Rs.	Amount Rs.
	Program Cost		1,80,853.00
1	Registration charges	3,000	
2	Office expenditure	11,810	
3	Salary to CEO	1,06,820	
4	Training & Exposure	10,147	
5	Salary to POPI resource person	23,000	
6	Training & Exposure to farmers	6,724	
7	Training to CEO	3,554	
8	Travel cost	15,798	
	Grand Total		1,80,853

Promoting effective use of land and water resources using technical interventions for livelihood enhancement of tribals in Kawal Wildlife Sanctuary, Andhra Pradesh(DST) (Schedule -14)

S.No	Particulars	Amount Rs.	Amount Rs.
A	PERSONNEL		2,61,000
	Program (CPF level)		
A.1	Salary to Principal Investigator	1,35,000	
A.2	Salary to Field workers	1,26,000	
	Program Cost		1,86,084.00
B.1	Construction activities	16,008	
B.2	Consumables	63,030	
B.3	Equipments	32,675	
B.4	Overheads	21,171	
B.7	Training to intergrated farming	8,949	
B.8	Travel expenses	44,251	
	Grand Total		4,47,084

Intigrated Watershed Management Program-Peda Sunnapuram Batch (2013-14) (Schedule - 15)

S.No	Particulars	Amount Rs.	Amount Rs.
A	PERSONNEL		
	Program		
A.1	Salary to One Project Officer	87262	
A.2	Salary to Technical Officer	77592	
A.3	Salary to Comupter Operator	62040	
A.4	Salary to TO(I&CB)	97,522	
A.5	IWMP-P-S-Programme cost (I & CB)	8,200	
A.6	IWMP-P-S-Travel Expenses	48,711	381327
B	OVERHEAD COST		
B.1	IWMP-p water and electricity charges	236	
B.2	Telephone and internet at Field office	8,571	
B.3	Printing and Stationery at Field office	4,485	
B.4	Office Maintenance at Field office	17,804	
B.5	Postage	473	
B.6	House keeping charges	1,000	
B.7	Office rent	22,500	
	Sub Total		55,069.00
	Grand Total		4,36,413.00

Project Title: CPF_Support_FY17 (Schedule - 16)

A	Personnel		
A.1.1	Part Salary to Director	85,000	
A.1.2	Part Salary to Joint Director	6,50,363	
A.1.3	Part salary to Program Officer at Adilabad	1,89,111	
A.1.4	Salary to Program officer at Hyderabad	4,48,016	
A.1.5	Salary to One Accounts officer at Head office	5,03,367	
A.1.6	Salary to Accountant cum Adminstrative person for at field for Vijayawada Projects	1,24,142	
	Sub Total		19,99,999.00
B	Program		
B.1	cpf - s-State level convergence meeting	17,370	
B.2	Action research studies and documentation	4,58,717	
B.3	cpf -S- Annual Meeting	1,60,023	
B.4	cpf -S- Board Meeting/Annual Meeting	1,39,357	
B.5	cpf -S- Exposure/Training to Staff	2,66,477	
B.6	cpf -S- Printing of Annual Reports	27,955	
B.7	cpf -S- Printing of Organisational Brouchers	1,54,040	
B.8	cpf -S- Programe Reviews/Quarterly Reviews	1,40,054	
B.9	cpf -S- Training to start Un various Skills	3,65,947	
	Sub Total		17,29,940.00
C	Administration		
C.1	CPF - S- AMC's	47,994	
C.2	Audit fee Charges	30,000	
C.3	CPF - S- Office maintainance charges	87630	
C.4	CPF - S-Printing &stationery charges	1,550	
C.5	CPF - S -Rent, water and electricity charges	1,25,582	
C.6	CPF - S - Telephone and Internet Charges	26,899	
C.7	CPF - S - Bank charges	345.25	

S



	Sub Total		3,20,000.25
	Grand Total		40,49,939.25
Project Title: VDP Implementations (Schedule - 17)			
A	Personnel		
A.1.1	Salary to One Project officer at Vijayawada with 10% Annual hike	2,14,230	
	Sub Total		2,14,230.00
B	Capital Cost		
B.1	Laptops	34,150	
	Sub Total		34,150.00
C	PROGRAM COST		
C.1	Sanitation Clean drive	37,309	
C.2	School Compititation	7,695	
C.3	Tap Connection	88,457	
C.4	Exposure visit to 16 MCs to Gangadevipalli (Model village)	51,218	
C.5	Formation of village level committees	10,264	
C.6	Monthly review meetings of MCs at Vijayawada	22,415	
C.7	Recharge of SIM Cards one tab for each MC and PO	4,886	
C.8	Orientation workshop to MCs on project activities	19,703	
	VDP - Recruitment Cost	7740	
	VDP - Salary to 16 Mandals Coordinators	18,84,727	
	VDP - Training to MC's on Operations of Gramapanchayath	83,578	
	VDP - Travel to Project Officer/Mandal Coordinator	84,319	
	Sub Total		23,02,311.00
D	Administration		
D.1	Recurring expenditure (Stationery, telephone, postage..)	60,376	
D.2	Audit fee	15,000	
D.3	Bank Charges	1,554.25	
	Sub Total		76,930.25
	Grand Total		26,27,621.25

Project Title: "Internet Saathi project roll out in the state of Andhra Pradesh covering all the districts" (Schedule - 18)

S.no	Particulars	Amount	Amount
1	PERSONNEL		
1.1	Program		
1.1.1	Salary to Program Manager	1,41,332	
1.1.2	Salary to District Managers	14,99,467	
	Total Salary		16,40,799.00
2	CAPITAL COST		
2.1	Tablets with protective equipment for District Coordinators and Program Manager	5,930	
2.2	Cost of screenguards (2 per Saathi)	15,155	
	Total Capital Cost		21,085.00
3	PROGRAM COST		
3.1	Performance based Honorarium including travel cost for Saathis	1,01,53,922	
3.2	Ap-I/S Selection Process of Saathi's	1,776	
3.3	Travel of District Managers	5,55,410	
3.4	Travel and Accommodation costs of Program Manager	37,447	
3.5	Training sessions cost	13,91,038	
3.6	Ap-I/S Monthly meetings	24,50,452	
3.7	Ap-I/S Travel Of Project Promoters	1,664	
3.8	Ap-I/S Travel to Programme Manager	48,674	
3.9	Ap-I/S Two Wheeler	65,500	
3.10	Bank charges	312.25	
	Total Program Cost		1,47,06,195.25
4	OVERHEAD COST		
4.1	Administrative Team Costs (2%)	2,01,239	
	Total Overhead		2,01,239.00
	Grand Total		1,65,69,318.25
	GRAND TOTAL		1,65,90,403.25

Project Title: Iceberg (Schedule - 19)

1	PERSONNEL
1.1	Program



1.1.1	Salary to 2 Project Officers	5,60,301	
1.1.2	Salary to Sanitation Coordinator at Mandal level	20,45,554	
1.1.3	Salary to Panchayath level Sanitation facilitators	47,06,980	
	Sub Total		73,12,835.00
1.2	Admin		
1.2.1	Salary to Accounts person at field	3,53,791	
1.2.2	Salary to accounts assistant	2,25,337	
	Sub Total		5,79,128.00
2	Capital Cost		
2.1	Laptop/Desktop	1,19,150	
2.2	Office equipment (Printer, Scanner)	414	
2.3	Iceberg - Coolers	36,200	
2.4	Furniture	6,700	
	Sub Total		1,62,464.00
3	Program Cost		
3.1	Iceberg - Conducting CLTS Related Activities	69,018	
3.2	Iceberg - Mandal level Training to Panchayathi Level	1,03,206	
3.3	Iceberg - Monthly Review Meetings	27,771	
3.4	Iceberg - Resource Persons Fee to CLTS Consultants	3,89,856	
3.5	Iceberg - Sanitation Facilitators Monthly Review Meeting	15,250	
3.6	Iceberg - Sanitation Facilitators On CLTS	18,228	
3.7	Iceberg - Selection of Project Team	5,535	
3.8	Iceberg - TOT to Sanitation Coordinators	26,000	
3.9	Travel to Volunteers	9,03,318	
3.10	Iceberg - Village Level Baseline	9,87,248	
	Total Program Cost		25,45,430.00
4	Overhead Cost		
4.1	Field office (at Ibrahimpatnam Mandal head quarters) rentals and maintenance	3,31,683	
4.2	Travel to Volunteers	3,02,222	
4.3	Bank Charges	2,601.25	
	Total Overhead		6,36,506.25
	Grand Total		1,12,36,363.25

Project Title: "Implementation of Tata Trusts' health insurance program in Vijayawada Krishna District of Andhra Pradesh"
 "(Schedule - 20)"

A	PERSONNEL		
A.1	Program		
A.1.1	Salary to 1 Project Officer	1,47,976	
A.1.2	Salary to Constituency Coordinator	4,59,661	
A.1.3	Honorarium to Panchayath level insurance facilitators (one per 1000 HH)	36,10,797	
	Sub Total		42,18,434.00
A.2	Admin		
	Salary to Finance officer	44,778	
A.2.2	Salary to Accounts person	11,998	
I	Total Salary		56,776.00
B	Capital Cost		
B.1	Laptop/Desktop	1,74,700	
B.2	Two Wheelers	2,64,811	
II	Sub Total		4,39,511.00
C	PROGRAM COST		
C.1	Insurance - baseline survey	9,91,406	
C.2	Insurance - Computer Hiring Charges	3,400	
C.3	Insurance - Incentives to Facilitators	16,13,995	
C.4	Insurance - Monthly Review Meetings	75,955	
C.5	Insurance - Training to GP insurance Facilitators	1,04,447	
C.6	Insurance - Data Entry	6,68,784	
III	Total Program Cost		34,57,987.00
D	OVERHEAD COST		
D.1	Office maintenance and recurring expenditure	1,500	
D.2	Travel to insurance facilitators	1,55,493	
D.3	Travel to Project field team	78,152	
D.4	Travel to Head office team	24,702	
D.5	Bank Charges	1,245.25	
IV	Total Overhead		2,61,092.25
	Grand Total		84,33,800.25

Project Title: Swachh Vijayawada Parliamentary Constituency Mission (SVM) Pilot (Schedule - 21)

A	Personnel		
1	Program		
1.1.1	Social Mobilization Expert	15,000	
1.1.2	Jr Mobilisation Expert	12,332	
	Sub Total		27,332.00
2	Capital Cost		

S



Handwritten signature



2.1	SVM - Cement	3,350	
2.2	SVM - Doors Cost	92,179	
2.3	SVM - Gravel	1,800	
2.4	SVM - Tiles	10,800	
Sub Total			1,08,129.00
3	Program Cost		
3.1	IEC/CLTS/BCC/Program	1,51,624	
3.2	Investment per IHHL	62,424	
3.3	SVM - Training to Mestri	1,031	
Sub Total			2,15,079.00
4	Overhead Cost		
4.1	SVM - Travel Cost	60,187	
4.2	SVM - Admin Cost	10,194	
4.3	SVM - Bank Charges	1,072	
Sub Total			71,452.50
5	Revolving Fund		
5.1	RF - Pilot - Cement	65,650	
5.2	RF - Pilot - Metal	2,850	
5.3	RF - Pilot - Sand	4,000	
5.4	RF - Pilot - Sanitary Items	525	
Sub Total			73,025.00
GRAND TOTAL			4,95,017.50



S

